

















**22 June 2013**  
**Start Time: 16:35**
**Results**  
**100m Men**  
**Final**
**ER:** 9.86 +0.6 Francis OBIKWELU POR Athina 22 AUG 2004

**WR:** 9.58 +0.9 Usain BOLT JAM Berlin 16 AUG 2009

**Temperature: 25 °C**  
**Humidity: 63%**
**Wind: +0,3**

Rank	Flag	Country	Name	DOB	Lane	RT	Results	Remarks	Score
1		LTU	Rytis Sakalauskas	27 Jun 87	3	0,198	<b>10,44</b>	SB	8
2		CRO	Dario Horvat	25 Feb 92	4	0,163	<b>10,53</b>		7
3		SLO	Jan Žumer	9 Jun 82	6	0,171	<b>10,58</b>		6
4		ISR	Asaf Malka	1 Apr 80	7	0,163	<b>10,60</b>		5
5		CYP	Panayiotis Ioannou	7 Sep 84	5	0,169	<b>10,75</b>		4
6		AUT	Benjamin Grill	12 Jun 85	2	0,159	<b>10,80</b>		3
7		SRB	Marko Antić	6 Jan 87	1	0,170	<b>10,82</b>		2
8		DEN	Frederik Schou-Nielsen	5 May 95	8	0,207	<b>10,90</b>		1

**Rank after 6 Events**

Rank	Flag	Country	Points	
1		LTU	32	▲
2		SLO	30	▲
3		AUT	28	▼
3		DEN	28	▼
5		CYP	27	
6		CRO	25	▲
7		ISR	24	
8		SRB	23	▼

**22 June 2013**  
**Start Time: 16:25**

## Results









### 100m Women

#### Final









**ER:** 10.73 +2.0 Christine ARRON FRA Budapest 19 AUG 1998

**WR:** 10.49 0.0 Florence GRIFFITH-JOYNER USA Indianapolis, IN 16 JUL 1988

**Temperature: 22 °C**  
**Humidity: 61%**
**Wind: +0,5**

Rank	Flag	Country	Name	DOB	Lane	RT	Results	Remarks	Score
1		LTU	Lina <b>Grinčikaitė</b>	3 May 87	4	0,231	<b>11,31</b>	SB	8
2		CYP	Eleni <b>Artymata</b>	16 May 86	2	0,290	<b>11,41</b>	SB	7
3		SLO	Kristina <b>Žumer</b>	2 Feb 80	3	0,224	<b>11,50</b>	PB	6
4		ISR	Olga <b>Lenskiy</b>	24 Dec 92	5	0,369	<b>11,55</b>	PB	5
5		AUT	Doris <b>Röser</b>	26 Mar 83	6	0,195	<b>11,71</b>	SB	4
6		CRO	Marina <b>Banović</b>	11 Feb 82	8	0,523	<b>11,88</b>	SB	3
7		DEN	Mathilde <b>Kramer</b>	1 Jan 93	1	0,232	<b>11,90</b>	PB	2
8		SRB	Katarina <b>Sirmić</b>	28 Apr 91	7	0,188	<b>11,90</b>	PB	1

#### Rank after 5 Events

Rank	Flag	Country	Points	
1		DEN	27	
2		AUT	25	
3		LTU	24	▲
3		SLO	24	▲
5		CYP	23	▲
6		SRB	21	▼
7		ISR	19	▲
8		CRO	18	▼









**22 June 2013**  
**Start Time: 17:40**
**Results**  
**400m Men**  
**Final**
**ER:** 44.33 Thomas SCHÖNLEBE GER Roma 03 SEP 1987

**WR:** 43.18 Michael JOHNSON USA Sevilla 26 AUG 1999

**Temperature: 22 °C**  
**Humidity: 61%**

Rank	Flag	Country	Name	DOB	Lane	RT	Results	Remarks	Score
1		DEN	Nick <b>Ekelund-Arenander</b>	23 Jan 89	4	0,266	<b>45,93</b>	PB	8
2		ISR	Donald <b>Sanford</b>	5 Feb 87	5	0,295	<b>46,56</b>	SB	7
3		SRB	Miloš <b>Raovic</b>	12 May 94	6	0,336	<b>47,07</b>		6
4		SLO	Luka <b>Janežic</b>	14 Nov 95	7	0,324	<b>47,43</b>	PB	5
5		CRO	Željko <b>Vincek</b>	16 Jun 86	3	0,277	<b>47,48</b>		4
6		CYP	Riginos <b>Menelaou</b>	29 Sep 92	1	0,183	<b>47,90</b>	PB	3
7		LTU	Mantas <b>Rainys</b>	30 Jul 93	2	0,181	<b>48,66</b>		2
8		AUT	Ali <b>Hofmann</b>	20 Jun 92	8	0,322	<b>50,31</b>		1

**Rank after 15 Events**

Rank	Flag	Country	Points
1		LTU	86,0
2		SLO	79,0
3		SRB	73,0
4		CRO	66,5
5		DEN	63,5
6		CYP	59,0
7		ISR	58,0
8		AUT	54,0

▲

▲

▼








**22 June 2013**  
**Start Time: 17:30**

**Results**  
**400m Women**  
**Final**









**ER:** 47.60 Marita KOCH GDR Canberra 06 OCT 1985

**WR:** 47.60 Marita KOCH GDR Canberra 06 OCT 1985

**Temperature: 26 °C**  
**Humidity: 76%**

Rank	Flag	Country	Name	DOB	Lane	RT	Results	Remarks	Score
1		LTU	Agnė <b>Šerkšnienė</b>	18 Feb 88	4	0,214	<b>52,81</b>		8
2		SLO	Liona <b>Rebernik</b>	28 Nov 91	6	0,234	<b>53,63</b>	SB	7
3		CRO	Anita <b>Banović</b>	4 Jun 84	5	0,282	<b>53,91</b>		6
4		SRB	Tamara <b>Markovic</b>	16 Oct 88	3	0,241	<b>55,24</b>		5
5		CYP	Kalliopi <b>Kountouri</b>	7 Jul 97	2	0,422	<b>55,95</b>	PB	4
6		AUT	Susanne <b>Walli</b>	5 May 96	8	0,432	<b>56,09</b>	SB	3
7		DEN	Line <b>Køhlert</b>	1 Jan 93	1	0,175	<b>58,39</b>		2
8		ISR	Shanie <b>Landen</b>	12 Sep 91	7	0,289	<b>58,57</b>		1

**Rank after 13 Events**

Rank	Flag	Country	Points
1		LTU	76,0
2		SLO	67,0
3		SRB	62,0
4		CRO	58,5
5		CYP	53,5
6		AUT	53,0
6		DEN	53,0
8		ISR	45,0









▲

▼









**22 June 2013**  
**Start Time: 16:45**
**Results**  
**800m Women**  
**Final**
**ER:** 1:53.28 Jarmila KRATOCHVÍLOVÁ TCH München 26 JUL 1983

**WR:** 1:53.28 Jarmila KRATOCHVÍLOVÁ TCH München 26 JUL 1983

**Temperature: 22 °C**  
**Humidity: 61%**

Rank	Flag	Country	Name	DOB	Lane	Results	Remarks	Score
1		LTU	Eglė <b>Balčiūnaitė</b>	31 Oct 88	4	<b>2:03,05</b>		8
2		CYP	Natalia <b>Evangelidou</b>	10 Mar 91	7	<b>2:03,83</b>	PB	7
3		SRB	Amela <b>Terzić</b>	2 Apr 93	5	<b>2:04,67</b>	PB	6
4		ISR	Shanie <b>Landen</b>	12 Sep 91	3	<b>2:07,13</b>	PB	5
5		SLO	Jerneja <b>Smonkar</b>	27 Jan 92	8	<b>2:10,11</b>	PB	4
6		AUT	Elisabeth <b>Niedereder</b>	3 Oct 85	1	<b>2:10,28</b>		3
7		DEN	Josefine <b>Rytter</b>	94	6	<b>2:10,64</b>		2
8		CRO	Katarina <b>Smiljanec</b>	16 May 93	2	<b>2:10,98</b>		1

**Rank after 8 Events**

Rank	Flag	Country	Points	
1		LTU	47	
2		CYP	39	▲
3		SLO	36	
4		SRB	35	▲
5		DEN	34	▼
6		CRO	34	▼
7		AUT	32	▼
7		ISR	32	▲


**22 June 2013**  
**Start Time: 16:55**

**Results**  
**1500m Men**  
**Final**









**ER:** 3:28.95 Fermín CACHO ESP Zürich 13 AUG 1997

**WR:** 3:26.00 Hicham EL GUERROUJ MAR Roma 14 JUL 1998

**Temperature: 22 °C**  
**Humidity: 61%**

Rank	Flag	Country	Name	DOB	Order	Results	Remarks	Score
1		AUT	Andreas <b>Vojta</b>	9 Jun 89	2	<b>3:50,53</b>		8
2		DEN	Andreas <b>Bueno</b>	7 Jul 88	7	<b>3:50,78</b>		7
3		ISR	Yimer <b>Getahun</b>	28 Jun 92	4	<b>3:50,84</b>		6
4		SRB	Goran <b>Nava</b>	15 Apr 81	6	<b>3:51,00</b>		5
5		CYP	Amine <b>Khadiri</b>	22 Nov 88	8	<b>3:51,15</b>	SB	4
6		SLO	Mitja <b>Krevs</b>	26 Jul 89	1	<b>3:51,47</b>		3
7		LTU	Petras <b>Gliebus</b>	25 May 91	5	<b>3:52,97</b>	SB	2
8		CRO	Jure <b>Božinović</b>	30 Sep 85	3	<b>3:54,97</b>	PB	1

**Rank after 10 Events**

Rank	Flag	Country	Points
1		LTU	55
2		SLO	47
3		AUT	45
4		CYP	45
5		DEN	44
5		SRB	44
7		CRO	42
8		ISR	39

^  
^  
v  
v  
v  
v  
v









**22 June 2013**  
**Start Time: 17:50**
**Results**  
**3000m Women**  
**Final**
**ER:** 8:21.42 Gabriela SZABO ROU Monaco 19 JUL 2002

**WR:** 8:06.11 Junxia WANG CHN Beijing 13 SEP 1993

**Temperature: 22 °C**  
**Humidity: 61%**

Rank	Flag	Country	Name	DOB	Order	Results	Remarks	Score
1		SRB	Sonja <b>Stolić</b>	21 Apr 80	8	<b>9:27,69</b>		8
2		SLO	Sonja <b>Roman</b>	11 Mar 79	3	<b>9:28,32</b>	SB	7
3		AUT	Jennifer <b>Wenth</b>	24 Jul 91	4	<b>9:38,53</b>		6
4		LTU	Monika <b>Juodeškaitė</b>	3 Oct 91	7	<b>9:42,39</b>	PB	5
5		ISR	Maor <b>Tyuri</b>	13 Aug 90	6	<b>9:43,24</b>	PB	4
6		DEN	Maria <b>Larsen</b>	1 Jan 96	1	<b>9:43,54</b>	PB	3
7		CYP	Meropi <b>Panagiotou</b>	1 Jan 94	2	<b>9:46,82</b>	PB	2
8		CRO	Nikolina <b>Hrelec</b>	21 Mar 94	5	<b>10:19,44</b>		1

**Rank after 16 Events**

Rank	Flag	Country	Points
1		LTU	91
2		SLO	86
3		SRB	81
4		CRO	68
5		DEN	67
6		ISR	62
7		CYP	61
8		AUT	60

▲

▼









**22 June 2013**  
**Start Time: 18:05**
**Results**  
**5000m Men**  
**Final**
**ER:** 12:49.71 Mohammed MOURHIT BEL Bruxelles 25 AUG 2000

**WR:** 12:37.35 Kenenisa BEKELE ETH Hengelo 31 MAY 2004

**Corrected- 1**
**Temperature: 22 °C**  
**Humidity: 61%**

Rank	Flag	Country	Name	DOB	Order	Results	Remarks	Score
1		AUT	Brenton <b>Rowe</b>	17 Aug 87	3	<b>14:09,30</b>		8
2		ISR	Tasama <b>Moogas</b>	2 Feb 88	5	<b>14:19,39</b>		7
3		SRB	Jasmin <b>Ljajic</b>	30 Sep 91	7	<b>14:50,65</b>		6
4		SLO	Vid <b>Zevnik</b>	12 Mar 91	2	<b>15:04,94</b>		5
5		CRO	Goran <b>Grdenić</b>	19 Feb 90	4	<b>15:07,07</b>	PB	4
6		DEN	Steffen <b>Massaro</b>	1 Jan 83	8	<b>15:18,77</b>		3
7		LTU	Remigijus <b>Kančys</b>	17 Jul 87	6	<b>15:23,11</b>		2
8		CYP	Nikolas <b>Fragkou</b>	12 Apr 94	1	<b>15:27,68</b>	PB	1

**Rank after 19 Events**

Rank	Flag	Country	Points
6		AUT	75,0
8		CYP	65,0
4		CRO	83,5
5		DEN	79,5
7		ISR	73,0
1		LTU	105,0
2		SLO	104,0
3		SRB	98,0



22 June 2013  
Start Time: 17:10

**Results**  
**3000m SC Women**  
**Final**









**ER:** 8:58.81 Gulnara GALKINA RUS Beijing 17 AUG 2008

**WR:** 8:58.81 Gulnara GALKINA RUS Beijing 17 AUG 2008

Temperature: 22 °C  
Humidity: 61%

Rank	Flag	Country	Name	DOB	Order	Results	Remarks	Score
1		SLO	Maruša <b>Mišmaš</b>	24 Oct 94	4	<b>9:58,93</b>	NR	8
2		LTU	Vaida <b>Žūsinaitė</b>	13 Jan 88	8	<b>10:11,82</b>	SB	7
3		DEN	Simone <b>Glad</b>	12 Aug 90	2	<b>10:29,47</b>		6
4		SRB	Milana <b>Gavrilov</b>	38 Mar 87	1	<b>10:42,82</b>	PB	5
5		CRO	Kristina <b>Božić</b>	13 May 96	6	<b>10:52,22</b>		4
6		AUT	Stefanie <b>Huber</b>	18 Oct 85	5	<b>11:15,92</b>		3
7		CYP	Elpida <b>Christodoulidou</b>	11 Nov 86	3	<b>11:22,65</b>	SB	2
8		ISR	Roni <b>Gadish</b>	19 Sep 87	7	<b>11:41,50</b>		1

**Rank after 12 Events**

Rank	Flag	Country	Points
1		LTU	68
2		SLO	60
3		SRB	57
4		CRO	53
5		DEN	51
6		AUT	50
7		CYP	50
8		ISR	44

▼

▲

▼

**22 June 2013**  
**Start Time: 16:15**

## Results









### 400m Hurdles Men

#### Final









**ER:** 47.37 Stéphane DIAGANA FRA Lausanne 05 JUL 1995

**WR:** 46.78 Kevin YOUNG USA Barcelona 06 AUG 1992

**Temperature: 25 °C**  
**Humidity: 83%**

Rank	Flag	Country	Name	DOB	Lane	RT	Results	Remarks	Score
1		SRB	Emir <b>Bekrić</b>	14 Mar 91	5	0,214	<b>49,98</b>		8
2		AUT	Thomas <b>Kain</b>	24 Oct 93	6	0,273	<b>51,80</b>		7
3		DEN	Christian <b>Laugesen</b>	10 Jan 86	3	0,231	<b>52,00</b>	SB	6
4		ISR	Maor <b>Szeged</b>	15 Feb 93	7	0,264	<b>52,87</b>	PB	5
5		SLO	Mitja <b>Lindič</b>	5 Feb 93	4	0,186	<b>52,91</b>		4
6		CRO	Milan <b>Kotur</b>	15 Apr 86	2	0,200	<b>53,20</b>	SB	3
7		CYP	Neofytos <b>Georgiou</b>	25 May 92	1	0,174	<b>53,65</b>	PB	2
8		LTU	Artūras <b>Janauskas</b>	25 Jul 87	8	0,301	<b>53,87</b>		1

#### Rank after 4 Events

Rank	Flag	Country	Points
1		DEN	25
2		AUT	21
3		SRB	20
4		SLO	18
5		LTU	16
6		CYP	16
7		CRO	15
8		ISR	14

▲

▲

▼

▼

▼

**22 June 2013**  
**Start Time: 16:00**

## Results









### 400m Hurdles Women

#### Final









**ER:** 52.34 Yuliya PECHENKINA RUS Tula 08 AUG 2003

**WR:** 52.34 Yuliya PECHENKINA RUS Tula 08 AUG 2003

**Temperature: 22 °C**  
**Humidity: 61%**

Rank	Flag	Country	Name	DOB	Lane	RT	Results	Remarks	Score
1		LTU	Eglė <b>Staišiūnaite</b>	30 Sep 88	5	0,220	<b>57,75</b>	SB	8
2		DEN	Stina <b>Troest</b>	17 Jan 94	4	0,199	<b>57,95</b>		7
3		AUT	Verena <b>Menapace</b>	11 Jun 86	3	0,247	<b>1:00,16</b>	SB	6
4		SLO	Eva <b>Trošt</b>	11 Mar 94	6	0,245	<b>1:00,37</b>		5
5		SRB	Mila <b>Andric</b>	1 Mar 90	7	0,297	<b>1:01,26</b>		4
6		CYP	Elena <b>Stefanou</b>	28 Apr 90	8	0,427	<b>1:02,14</b>	PB	3
7		CRO	Katarina <b>Ivšac</b>	06 Jul 96	2	0,276	<b>1:04,20</b>	PB	2
8		ISR	Kristina <b>Vanyusheva</b>	7 Jan 89	1	0,176	<b>1:06,08</b>	PB	1

#### Rank after 2 Events

Rank	Flag	Country	Points	
1		LTU	13	▲
1		SLO	13	
3		DEN	11	▲
4		CYP	10	▼
5		CRO	8	▼
6		AUT	7	▲
7		SRB	6	
8		ISR	4	▼

**22 June 2013**  
**Start Time: 18:45**

## Results

### 4x100m Relay Men

#### Final

**ER:** 37.73 Great Britain & N.I. GBR Sevilla 29 AUG 1999

**WR:** 36.84 Jamaica JAM London 11 AUG 2012









**Temperature: 25 °C**  
**Humidity: 83%**

Rank	Flag	Country	Name	Lane	RT	Results	Remarks	Score
1		LTU	Egidijus <b>Dilys</b> Rytis <b>Sakalauskas</b> Kostas <b>Skrabulis</b> Lukas <b>Gaudutis</b>	1 2 3 4	4	0,275	<b>39,83</b>	8
2		AUT	Manuel <b>Prazak</b> Markus <b>Fuchs</b> Benjamin <b>Grill</b> Ekemini <b>Bassey</b>	1 2 3 4	8	0,260	<b>40,45</b>	7
3		SLO	Luka <b>Žontar</b> Gregor <b>Kokalovič</b> Blaž <b>Brulc</b> Jan <b>Žumer</b>	1 2 3 4	5	0,213	<b>40,65</b>	6
4		ISR	Asaf <b>Malka</b> Micky <b>Bar-Yeoshua</b> Tzvi <b>Balon</b> Amir <b>Day</b>	1 2 3 4	1	0,148	<b>40,67</b>	5
5		CRO	Zvonimir <b>Ivaškovic</b> Hrvoje <b>Udiljak</b> Tomislav <b>Kašnar</b> Luka <b>Šakota</b>	1 2 3 4	3	0,179	<b>41,12</b>	4
6		DEN	Frederik <b>Schou-Nielsen</b> Andreas <b>Martinsen</b> Kasper <b>Olsen</b> Morten <b>Jensen</b>	1 2 3 4	2	0,247	<b>41,25</b>	3
7		CYP	Ali <b>Asad</b> Michail <b>Charalampous</b> Vasilios <b>Polykarpou</b> Panayiotis <b>Ioannou</b>	1 2 3 4	7	0,154	<b>41,36</b>	2
8		SRB	Strahinja <b>Jovancevic</b> Podunavac <b>Goran</b> Milan <b>Ristić</b> Miloš <b>Savić</b>	1 2 3 4	6	0,234	<b>41,46</b>	1

**22 June 2013**  
**Start Time: 18:45**

**Results**  
**4x100m Relay Men**  
**Final**

**Rank after 21 Events**

<b>Rank</b>	<b>Flag</b>	<b>Country</b>	<b>Points</b>
1		LTU	120
2		SLO	118
3		SRB	103
4		CRO	93
5		AUT	88
6		DEN	85
7		ISR	81
8		CYP	67

**22 June 2013**  
**Start Time: 18:30**

## Results

### 4x100m Relay Women

#### Final

**ER:** 41.37 German Democratic Republic GDR Canberra 06 OCT 1985

**WR:** 40.82 United States USA London 10 AUG 2012


**Temperature: 25 °C**  
**Humidity: 83%**

Rank	Flag	Country	Name	Lane	RT	Results	Remarks	Score
1		SLO	Kaja Debevec Tina Jureš Kristina Žumer Sabina Veit	1 2 3 4	4	0,224	<b>44,73</b>	8
2		LTU	Modesta Morauskaitė Agnė Šerkšnienė Sonata Tamošaitytė Lina Grinčikaitė	1 2 3 4	5	0,270	<b>44,84</b>	7
3		AUT	Beate Schrott Doris Röser Marina Kraushofer Linda Thoms	1 2 3 4	8	0,333	<b>45,18</b>	6
4		CRO	Nika Župa Mateja Jambrović Marina Banović Anita Banović	1 2 3 4	3	0,185	<b>45,86</b>	5
5		SRB	Jelena Subotić Marijela Markovic Aleksandra Stosić Katarina Sirmić	1 2 3 4	6	0,354	<b>45,95</b>	4
6		ISR	Margarita Pogorelov Olga Lenskiy Dikla Goldenthal Juman Jubran	1 2 3 4	1	0,187	<b>47,05</b>	3
7		DEN	Sara Bramer Svendesen Martha Traore Annelouise Jensen Mathilde Kramer	1 2 3 4	2	0,205	<b>47,07</b>	2
8		CYP	Ramona Papaioannou Demetra Kyriakidou Nikoletta Nikolettou Eleni Artymata	1 2 3 4	7		<b>DNS</b>	0

22 June 2013  
Start Time: 18:30

**Results**  
**4x100m Relay Women**  
**Final**

**Rank after 20 Events**

Rank	Flag	Country	Points
1		LTU	112,0
1		SLO	112,0
3		SRB	102,0
4		CRO	88,5
5		DEN	81,5
6		AUT	81,0
7		ISR	76,0
8		CYP	65,0

**22 June 2013**  
**Start Time: 16:30**

## Results









### High Jump Men









#### Final

**ER:** 2.42 Patrik SJÖBERG SWE Stockholm 30 JUN 1987









**WR:** 2.45 Javier SOTOMAYOR CUB Salamanca 27 JUL 1993

**Temperature: 27 °C**  
**Humidity: 49%**

Rank	Flag	Country	Name	DOB	Order	Results	Remarks	Score
1		LTU	Raivydas <b>Stanys</b>	3 Feb 87	5	<b>2,21</b>		8
2		SLO	Rožle <b>Prezelj</b>	26 Sep 79	1	<b>2,18</b>		7
3		ISR	Dmitriy <b>Kroyter</b>	18 Feb 93	4	<b>2,18</b>	SB	6
4		SRB	Miloš <b>Todosijević</b>	8 Mar 86	6	<b>2,18</b>	PB	5
5		CRO	Alen <b>Melon</b>	25 Oct 91	3	<b>2,14</b>		4
6		DEN	Andreas <b>Jeppesen</b>	1 Jan 88	7	<b>2,05</b>	PB	2,5
6		CYP	Vasilios <b>Konstantinou</b>	13 Sep 92	8	<b>2,05</b>		2,5
		AUT	Josip <b>Kopic</b>		94 2	<b>DNS</b>		

Rank	Flag	Country	Name	1,85	1,90	1,95	2,00	2,05	2,10	2,14
				2,18	2,21	2,24	2,26	2,28	2,30	
1		LTU	Raivydas Stanys				0	0	0	0
				0	XO	XXX				
2		SLO	Rožle Prezelj					0	0	0
				0	XXX					
3		ISR	Dmitriy Kroyter				0	0	XO	0
				0	XXX					
4		SRB	Miloš Todosijević				0	-	XO	0
				XO	XX					
5		CRO	Alen Melon				0	-	0	0
				XXX						
6		DEN	Andreas Jeppesen	0	0	0	0	XXO	XX	
6		CYP	Vasilios Konstantinou				0	XXO	XX	
		AUT	Josip Kopic							

**Rank after 14 Events**

Rank	Flag	Country	Points
1		LTU	84,0
2		SLO	74,0
3		SRB	67,0
4		CRO	62,5
5		CYP	56,0
6		DEN	55,5
7		AUT	53,0
8		ISR	51,0

▲

▼

▼



**22 June 2013**
**Start Time: 14:30**

## Results









### Pole Vault Women









#### Final

**ER:** 5.06 Elena ISINBAEVA RUS Zürich 28 AUG 2009









**WR:** 5.06 Elena ISINBAEVA RUS Zürich 28 AUG 2009

**Temperature: 25 °C**  
**Humidity: 70%**

Rank	Flag	Country	Name	DOB	Order	Results	Remarks	Score
1		SLO	Tina <b>Šutej</b>	7 Nov 88	2	<b>4,30</b>	SB	8
2		DEN	Caroline Bonde <b>Holm</b>	19 Jul 90	8	<b>4,25</b>	SB	7
3		AUT	Kira <b>Grünberg</b>	13 Aug 93	3	<b>4,15</b>	PB	6
4		SRB	Jelena <b>Radinovič-Vasič</b>	5 Jul 83	7	<b>3,55</b>		5
5		ISR	Naama <b>Berenstein</b>	18 Aug 93	5	<b>3,55</b>	PB	4
6		CYP	Maria <b>Aristotelous</b>	10 Aug 91	1	<b>3,40</b>		2,5
6		CRO	Petra <b>Malkoć</b>	21 Sep 92	4	<b>3,40</b>		2,5
8		LTU	Rolanda <b>Demčenko</b>	5 Feb 88	6	<b>3,25</b>		1

Rank	Flag	Country	Name	3,25	3,40	3,55	3,70	3,85	3,95	4,00
				<b>4,05</b>	<b>4,10</b>	<b>4,15</b>	<b>4,20</b>	<b>4,25</b>	<b>4,30</b>	<b>4,35</b>
				<b>4,50</b>						
1		SLO	Tina Šutej						XO	-
				0	-	0	-	XXO	0	-
				XXX						
2		DEN	Caroline Bonde Holm							0
				-	X-	0	0	0	X-	XX
3		AUT	Kira Grünberg					0	-	0
				-	0	0	XXX			
4		SRB	Jelena Radinovič-Vasič			0	0	XXX		
5		ISR	Naama Berenstein	0	XO	XXO	X			
6		CYP	Maria Aristotelous	0	0	XXX				
6		CRO	Petra Malkoć		0	XXX				
8		LTU	Rolanda Demčenko	XO	XXX					

**Rank after 3 Events**

Rank	Flag	Country	Points
1		SLO	21
2		DEN	18
3		LTU	14
4		AUT	13
5		CYP	12,5
6		SRB	11
7		CRO	10,5
8		ISR	8

^  
v  
^  
v  
^  
v

**22 June 2013**
**Start Time: 17:15**

## Results







### Long Jump Men









#### Final

**ER:** 8.86 +1.9 Robert EMMIYAN ARM Tsakhkadzor 22 MAY 1987









**WR:** 8.95 +0.3 Mike POWELL USA Tokyo 30 AUG 1991

**Corrected-1**
**Temperature: 25 °C**  
**Humidity: 83%**

Rank	Flag	Country	Name	DOB	Order (1-3 qual. rounds)	Order (4th round)	Results	Wind	Remarks	Score
1		LTU	Marius <b>Rudys</b>	15 Nov 85	7	7	<b>7,74</b>	+1,6	SB	8
2		DEN	Morten <b>Jensen</b>	2 Dec 82	1	7	<b>7,74</b>	+0,1	SB	7
3		CRO	Marko <b>Prugovečki</b>	1 Jan 87	5	6	<b>7,65</b>	+0,8		6
4		SLO	Urban <b>Cehovin</b>	30 Dec 93	3	5	<b>7,59</b>	+2,9	PB	5
5		SRB	Aleksandar <b>Bundalo</b>	28 Sep 89	8	4	<b>7,55</b>	+2,4		4
6		ISR	Yochai <b>Halevi</b>	10 May 82	6	3	<b>7,50</b>	+0,2		3
7		AUT	Manuel <b>Leitner</b>	5 Jun 93	4	2	<b>7,29</b>	+1,6		2
8		CYP	Periklis <b>Kleovoulou</b>	1 Mar 93	2	1	<b>6,22</b>	+1,0		1

Rank	Flag	Country	Name	Attempt 1	Attempt 2	Attempt 3	Attempt 4
1		LTU	Marius Rudys	X +0,7	7,58 +0,3	7,74 +1,6	7,73 +1,8
2		DEN	Morten Jensen	7,74 +0,1	7,57 -2,4	7,62 +0,9	X +1,8
3		CRO	Marko Prugovečki	X +0,9	X +2,1	7,65 +0,8	7,61 +1,8
4		SLO	Urban Cehovin	7,51 +2,2	7,59 +2,9	X 0,0	7,31 +0,2
5		SRB	Aleksandar Bundalo	7,37 +1,1	7,36 +1,0	7,55 +2,4	
6		ISR	Yochai Halevi	7,38 +0,8	7,50 +0,2	7,40 +0,9	
7		AUT	Manuel Leitner	7,08 +0,1	7,29 +1,6	7,14 +1,7	
8		CYP	Periklis Kleovoulou	X +0,1	X +0,3	6,22 +1,0	

#### Rank after 18 Events

Rank	Flag	Country	Points
1		LTU	103,0
2		SLO	99,0
3		SRB	92,0
4		CRO	79,5
5		DEN	76,5
6		AUT	67,0
7		ISR	66,0
8		CYP	64,0

v

**22 June 2013**  
**Start Time: 17:05**

## Results

### Javelin Throw Women

#### Final

**ER:** 72.28 Barbora ŠPOTÁKOVÁ CZE Stuttgart 13 SEP 2008

**WR:** 72.28 Barbora ŠPOTÁKOVÁ CZE Stuttgart 13 SEP 2008

**Temperature: 20 °C**  
**Humidity: 64%**

Rank	Flag	Country	Name	DOB	Order (1-3 qual. rounds)	Order (4th round)	Results	Remarks	Score
1		SLO	Martina <b>Ratej</b>	2 Nov 81	8	8	<b>62,60</b>	SB	8
2		SRB	Tatjana <b>Jelača</b>	10 Aug 90	5	7	<b>56,88</b>		7
3		CRO	Sara <b>Kolak</b>	22 Jun 95	2	6	<b>56,32</b>	PB	6
4		AUT	Elisabeth <b>Eberl</b>	25 Mar 88	1	5	<b>53,32</b>	SB	5
5		LTU	<b>Indrė Jakubaitytė</b>	24 Jan 76	4	4	<b>53,16</b>		4
6		DEN	Nina <b>Otto</b>	22 Jun 92	6	3	<b>51,89</b>	PB	3
7		CYP	Alexandra <b>Tsisiou</b>	2 Jul 81	7	2	<b>45,33</b>		2
8		ISR	Dorit <b>Naor</b>	7 Feb 70	3	1	<b>40,09</b>		1

Rank	Flag	Country	Name	Attempt 1	Attempt 2	Attempt 3	Attempt 4
1		SLO	Martina Ratej	62,52	X	59,33	62,60
2		SRB	Tatjana Jelača	56,39	52,97	56,88	X
3		CRO	Sara Kolak	51,75	53,67	54,70	56,32
4		AUT	Elisabeth Eberl	51,97	53,32	52,89	50,34
5		LTU	<b>Indrė Jakubaitytė</b>	X	X	53,16	
6		DEN	Nina Otto	49,11	51,89	44,59	
7		CYP	Alexandra Tsisiou	44,73	X	45,33	
8		ISR	Dorit Naor	40,09	39,14	X	

#### Rank after 17 Events

Rank	Flag	Country	Points
1		LTU	95,0
2		SLO	94,0
3		SRB	88,0
4		CRO	73,5
5		DEN	69,5
6		AUT	65,0
7		CYP	63,0
7		ISR	63,0

**A**
**V**

**22 June 2013**  
**Start Time: 16:40**

## Results

### Shot Put Men

#### Final

**ER:** 23.06 Ulf TIMMERMANN GER Hanía 22 MAY 1988

**WR:** 23.12 Randy BARNES USA Los Angeles 20 MAY 1990

**Temperature: 27 °C**  
**Humidity: 49%**

Rank	Flag	Country	Name	DOB	Order (1-3 qual. rounds)	Order (4th round)	Results	Remarks	Score
1		SRB	Asmir <b>Kolašinac</b>	15 Oct 84	2	8	<b>20,37</b>		8
2		CRO	Marin <b>Premeru</b>	29 Aug 90	7	7	<b>19,56</b>		7
3		LTU	Šarūnas <b>Banevičius</b>	20 Nov 91	1	6	<b>19,21</b>		6
4		SLO	Marko <b>Špiler</b>	8 Jan 90	5	5	<b>18,49</b>		5
5		ISR	Itamar <b>Levi</b>	11 Nov 91	8	4	<b>18,34</b>		4
6		CYP	Georgios <b>Aresti</b>	27 Dec 81	4	3	<b>18,19</b>		3
7		AUT	Lukas <b>Weißhaidinger</b>	20 Feb 92	6	2	<b>18,04</b>		2
8		DEN	Kim <b>Christensen</b>	1 Apr 84	3	1	<b>17,88</b>		1

Rank	Flag	Country	Name	Attempt 1	Attempt 2	Attempt 3	Attempt 4
1		SRB	Asmir Kolašinac	19,23	x	20,37	19,94
2		CRO	Marin Premeru	19,07	19,56	x	x
3		LTU	Šarūnas Banevičius	18,97	18,48	18,68	19,21
4		SLO	Marko Špiler	17,39	18,49	18,26	x
5		ISR	Itamar Levi	17,51	18,34	x	
6		CYP	Georgios Aresti	17,93	17,48	18,19	
7		AUT	Lukas Weißhaidinger	x	17,00	18,04	
8		DEN	Kim Christensen	17,51	17,88	17,60	

#### Rank after 11 Events

Rank	Flag	Country	Points	
1		LTU	61	
2		SLO	52	▲
2		SRB	52	▲
4		CRO	49	▲
5		CYP	48	▼
6		AUT	47	▼
7		DEN	45	▼
8		ISR	43	▼

**22 June 2013**  
**Start Time: 16:05**

## Results

### Discus Throw Women

#### Final

**Temperature: 20 °C**  
**Humidity: 64%**
**ER:** 76.80 Gabriele REINSCH GDR Neubrandenburg 09 JUL 1988

**WR:** 76.80 Gabriele REINSCH GDR Neubrandenburg 09 JUL 1988

Rank	Flag	Country	Name	DOB	Order (1-3 qual. rounds)	Order (4th round)	Results	Remarks	Score
1		CRO	Sandra <b>Perković</b>	21 Jun 90	8	8	<b>65,77</b>		8
2		LTU	Zinaida <b>Sendriūtė</b>	20 Dec 84	2	7	<b>63,03</b>		7
3		SRB	Dragana <b>Tomašević</b>	4 Jun 82	3	6	<b>59,88</b>		6
4		CYP	Androniki <b>Lada</b>	19 Apr 91	5	5	<b>52,55</b>		5
5		DEN	Katrine <b>Bebe</b>	27 Jan 91	4	4	<b>48,79</b>		4
6		ISR	Annastasia <b>Muchkaev</b>	18 Jul 91	1	3	<b>46,62</b>		3
7		SLO	Veronika <b>Domjan</b>	3 Sep 96	6	2	<b>46,60</b>		2
8		AUT	Djeneba <b>Touré</b>	8 Apr 96	7	1	<b>41,92</b>		1

Rank	Flag	Country	Name	Attempt 1	Attempt 2	Attempt 3	Attempt 4
1		CRO	Sandra Perković	X	64,56	64,08	65,77
2		LTU	Zinaida Sendriūtė	61,51	63,03	X	62,55
3		SRB	Dragana Tomašević	55,04	59,09	58,70	59,88
4		CYP	Androniki Lada	X	X	51,49	52,55
5		DEN	Katrine Bebe	44,12	48,79	46,75	
6		ISR	Annastasia Muchkaev	46,62	X	X	
7		SLO	Veronika Domjan	44,02	46,60	X	
8		AUT	Djeneba Touré	X	41,92	X	

**Rank after 7 Events**

Rank	Flag	Country	Points
1		LTU	39
2		CRO	33
3		DEN	32
3		SLO	32
5		CYP	32
6		AUT	29
6		SRB	29
8		ISR	27

**▲**
**▼**
**▼**
**▲**
**▼**

**22 June 2013**  
**Start Time: 15:00**

## Results

### Hammer Throw Men

#### Final

**ER:** 86.74 Yuriy SEDYKH URS Stuttgart 30 AUG 1986

**WR:** 86.74 Yuriy SEDYKH URS Stuttgart 30 AUG 1986

**Temperature: 25 °C**  
**Humidity: 70%**

Rank	Flag	Country	Name	DOB	Order (1-3 qual. rounds)	Order (4th round)	Results	Remarks	Score
1		SLO	Primož <b>Kozmus</b>	30 Sep 79	7	8	<b>72,92</b>		8
2		CYP	Konstantinos <b>Stathelakos</b>	30 Dec 87	6	7	<b>68,80</b>	SB	7
3		CRO	Andras <b>Haklits</b>	23 Sep 77	1	6	<b>68,16</b>		6
4		LTU	Tomas <b>Juknevičius</b>	14 Nov 92	3	5	<b>63,87</b>		5
5		DEN	Taj <b>Murmann</b>	89	5	4	<b>58,46</b>		4
6		ISR	Viktor <b>Zaginaiko</b>	14 Sep 84	2	3	<b>57,39</b>		3
7		SRB	Milos <b>Čović</b>	6 Jun 89	4	2	<b>53,65</b>		2
8		AUT	Michael <b>Hofer</b>	11 Jan 71	8	1	<b>52,92</b>		1

Rank	Flag	Country	Name	Attempt 1	Attempt 2	Attempt 3	Attempt 4
1		SLO	Primož Kozmus	x	69,64	72,92	-
2		CYP	Konstantinos Stathelakos	66,17	66,14	68,80	67,63
3		CRO	Andras Haklits	65,11	68,16	-	x
4		LTU	Tomas Juknevičius	61,34	63,87	60,68	60,39
5		DEN	Taj Murmann	x	58,28	58,46	
6		ISR	Viktor Zaginaiko	57,39	56,50	x	
7		SRB	Milos Čović	52,15	53,65	x	
8		AUT	Michael Hofer	x	52,92	x	

#### Rank after 1 Event

Rank	Flag	Country	Points
1		SLO	8
2		CYP	7
3		CRO	6
4		LTU	5
5		DEN	4
6		ISR	3
7		SRB	2
8		AUT	1

**22 June 2013**  
**Start Time: 16:10**

## Results









### Triple Jump Women









#### Final

**ER:** 7.52 +1.4 Galina CHISTYAKOVA RUS Leningrad 11 JUN 1988

**WR:** 7.52 +1.4 Galina CHISTYAKOVA RUS Leningrad 11 JUN 1988

**Temperature: 20 °C**  
**Humidity: 64%**

Rank	Flag	Country	Name	DOB	Order (1-3 qual. rounds)	Order (4th round)	Results	Wind	Remarks	Score
1		SLO	Snežana Rodić	19 Aug 82	4	8	<b>14,07</b>	-0,1	SB	8
2		CRO	Sonja Krnjeta	4 Oct 85	6	7	<b>13,46</b>	+1,3	PB	7
3		LTU	Asta Daukšaitė	3 Apr 88	8	6	<b>13,02</b>	+1,4		6
4		AUT	Michaela Egger	15 Feb 84	5	5	<b>12,97</b>	+0,8		5
5		SRB	Aleksandra Radić	31 Jan 89	1	4	<b>12,71</b>	+0,2	PB	4
6		DEN	Janne Nielsen	93	2	2	<b>12,68</b>	-0,3	PB	3
7		CYP	Eleftheria Christofi	29 Oct 86	3	2	<b>12,68</b>	+0,7		2
8		ISR	Yuliya Pushkaryov	2 Aug 87	7	1	<b>12,29</b>	+0,7		1

Rank	Flag	Country	Name	Attempt 1	Attempt 2	Attempt 3	Attempt 4
1		SLO	Snežana Rodić	13,67 +2,2	14,07 -0,1	X +1,0	X +1,6
2		CRO	Sonja Krnjeta	13,46 +1,3	13,31 +1,0	13,06 -0,3	13,25 +1,0
3		LTU	Asta Daukšaitė	13,02 +1,4	X +1,3	12,62 +0,5	12,89 -0,9
4		AUT	Michaela Egger	12,76 +1,3	12,66 -1,0	X +0,5	12,97 +0,8
5		SRB	Aleksandra Radić	12,06 -1,0	12,71 +0,2	X +1,6	
6		DEN	Janne Nielsen	X +2,1	12,38 +0,9	12,68 -0,3	
7		CYP	Eleftheria Christofi	X +1,7	12,03 +0,9	12,68 +0,7	
8		ISR	Yuliya Pushkaryov	12,21 +2,1	X +1,7	12,29 +0,7	

#### Rank after 9 Events

Rank	Flag	Country	Points
1		LTU	53
2		SLO	44
3		CYP	41
3		CRO	41
5		SRB	39
6		AUT	37
6		DEN	37
8		ISR	33

^  
v  
^  
v  
^  
v  
v