

**European Athletics Team Championships 2nd League**  
**Kaunas, Lithuania**  
**22-23 June 2013**

After 1st day

Country	1	2	3	4	5	6	7	8	9	10	11	12	13	14	15	16	17	18	19	20	21
	HTm	400Hw	PVw	400Hm	100w	100m	DTw	800w	TJw	1500m	SPm	3000SCv	400w	HJm	400m	3000w	JTw	LJm	5000m	4x100w	4x100m
<b>SLO</b>	8	5	8	4	6	6	2	4	8	3	5	8	7	7	5	7	8	5	5	8	6
<b>LTU</b>	5	8	1	1	8	8	7	8	6	2	6	7	8	8	2	5	4	8	2	7	8
<b>SRB</b>	2	4	5	8	1	2	6	6	4	5	8	5	5	5	6	8	7	4	6	4	1
<b>CRO</b>	6	2	2,5	3	3	7	8	1	7	1	7	4	6	4	4	1	6	6	4	5	4
<b>DEN</b>	4	7	7	6	2	1	4	2	3	7	1	6	2	2,5	8	3	3	7	3	2	3
<b>AUT</b>	1	6	6	7	4	3	1	3	5	8	2	3	3	0	1	6	5	2	8	6	7
<b>CYP</b>	7	3	2,5	2	7	4	5	7	2	4	3	2	4	2,5	3	2	2	1	1	0	2
<b>ISR</b>	3	1	4	5	5	5	3	5	1	6	4	1	1	6	7	4	1	3	7	3	5









After 2nd day

Rank	Country	22	23	24	25	26	27	28	29	30	31	32	33	34	35	36	37	38	39	40	Points
		HTw	100Hw	110Hm	PVm	800m	DTm	1500w	TJm	3000SCv	SPw	200w	200m	HJw	5000w	JTm	LJw	3000m	4x400w	4x400m	
<b>1</b>	<b>SLO</b>	8	8	5	4	2	1	5	4	6	2	5	8	3	5	8	7	3	7	5	<b>221</b>
<b>2</b>	<b>LTU</b>	1	7	2	2	1	5	7	2	7	7	7	6	7	7	5	6	1	8	2	<b>209</b>
<b>3</b>	<b>SRB</b>	5	3	6	1	7	3	8	3	3	3	4	4	2	8	7	2	8	5	8	<b>192</b>
<b>4</b>	<b>CRO</b>	4	6	1	7	4	6	2	1	2	8	3	5	8	6	6	4	5	6	3	<b>178,5</b>
<b>5</b>	<b>DEN</b>	6	5	7	8	8	2	3	7	8	5	1	7	1	3	3	5	2	1	6	<b>171,5</b>
<b>6</b>	<b>AUT</b>	2	4	4	5	6	7	4	5	5	1	2	2	4	4	4	3	7	4	1	<b>161</b>
<b>7</b>	<b>CYP</b>	7	2	8	6	3	8	6	6	1	4	8	3	5	1	1	8	6	2	4	<b>155</b>
<b>8</b>	<b>ISR</b>	3	1	3	3	5	4	1	8	4	6	6	1	6	2	2	1	4	3	7	<b>150</b>


**22 June 2013**  
**Start Time: 16:35**
**Results**  
**100m Men**  
**Final**
**ER:** 9.86 +0.6 Francis OBIKWELU POR Athina 22 AUG 2004

**WR:** 9.58 +0.9 Usain BOLT JAM Berlin 16 AUG 2009

**Temperature: 27 °C**  
**Humidity: 49%**
**Wind: +0,3**

Rank	Flag	Country	Name	DOB	Lane	RT	Results	Remarks	Score
1		LTU	Rytis Sakalauskas	27 Jun 87	3	0,198	<b>10,44</b>	SB	8
2		CRO	Dario Horvat	25 Feb 92	4	0,163	<b>10,53</b>		7
3		SLO	Jan Žumer	9 Jun 82	6	0,171	<b>10,58</b>		6
4		ISR	Asaf Malka	1 Apr 80	7	0,163	<b>10,60</b>		5
5		CYP	Panayiotis Ioannou	7 Sep 84	5	0,169	<b>10,75</b>		4
6		AUT	Benjamin Grill	12 Jun 85	2	0,159	<b>10,80</b>		3
7		SRB	Marko Antić	6 Jan 87	1	0,170	<b>10,82</b>		2
8		DEN	Frederik Schou-Nielsen	5 May 95	8	0,207	<b>10,90</b>		1

**Rank after 6 Events**
**Corected-1**

Rank	Flag	Country	Points
1		SLO	37
2		LTU	31
3		DEN	27
4		AUT	27
5		CYP	25,5
6		CRO	23,5
7		ISR	23
8		SRB	22

▲

▼

▼

▲

▼

**22 June 2013**  
**Start Time: 16:25**









**Results**  
**100m Women**  
**Final**

**ER:** 10.73 +2.0 Christine ARRON FRA Budapest 19 AUG 1998

**WR:** 10.49 0.0 Florence GRIFFITH-JOYNER USA Indianapolis, IN 16 JUL 1988




**Temperature: 25 °C**  
**Humidity: 50%**

**Wind: +0,5**

Rank	Flag	Country	Name	DOB	Lane	RT	Results	Remarks	Score
1		LTU	Lina <b>Grinčikaitė</b>	3 May 87	4	0,231	<b>11,31</b>	SB	8
2		CYP	Eleni <b>Artymata</b>	16 May 86	2	0,290	<b>11,41</b>	SB	7
3		SLO	Kristina <b>Žumer</b>	2 Feb 80	3	0,224	<b>11,50</b>	PB	6
4		ISR	Olga <b>Lenskiy</b>	24 Dec 92	5	0,369	<b>11,55</b>	PB	5
5		AUT	Doris <b>Röser</b>	26 Mar 83	6	0,195	<b>11,71</b>	SB	4
6		CRO	Marina <b>Banović</b>	11 Feb 82	8	0,523	<b>11,88</b>	SB	3
7		DEN	Mathilde <b>Kramer</b>	1 Jan 93	1	0,232	<b>11,90</b>	PB	2
8		SRB	Katarina <b>Sirmić</b>	28 Apr 91	7	0,188	<b>11,90</b>	PB	1

**Rank after 5 Events**

**Corected-1**

Rank	Flag	Country	Points
1		SLO	31
2		DEN	26
3		AUT	24
4		LTU	23
5		CYP	21,5
6		SRB	20
7		ISR	18
8		CRO	16,5

▲  
▲  
▼  
▲  
▼

**23 June 2013**  
**Start Time: 17:20**

**Results**  
**200m Men**  
**Final**

**ER:** 19.72 +1.8 Pietro MENNEA ITA Ciudad de México 12 SEP 1979

**WR:** 19.19 -0.3 Usain BOLT JAM Berlin 20 AUG 2009

**Wind: 0,0**

**Temperature: 27 °C**  
**Humidity: 34%**

Rank	Flag	Country	Name	DOB	Lane	RT	Results	Remarks	Score
1		SLO	Jan <b>Žumer</b>	9 Jun 82	6	0,184	<b>21,22</b>		8
2		DEN	Nick <b>Ekelund-Arenander</b>	23 Jan 89	4	0,207	<b>21,25</b>	PB	7
3		LTU	Egidijus <b>Dilys</b>	1 Sep 87	8	0,240	<b>21,27</b>	SB	6
4		CRO	Zvonimir <b>Ivašković</b>	22 Jul 94	5	0,187	<b>21,74</b>	PB	5
5		SRB	Božić <b>Nemanja</b>	2 Sep 92	3	0,166	<b>21,76</b>		4
6		CYP	Panagiotis <b>Ioannou</b>	7 Sep 84	1	0,151	<b>21,77</b>	SB	3
7		AUT	Benjamin <b>Grill</b>	12 Jun 85	2	0,173	<b>21,87</b>		2
8		ISR	Tzvi <b>Balon</b>	16 Aug 90	7	0,242	<b>21,88</b>		1

**Rank after 33 Events**

Rank	Flag	Country	Points
1		SLO	183
2		LTU	173
3		SRB	152
4		DEN	150,5
5		CRO	140,5
6		AUT	134
7		CYP	128
8		ISR	125

**23 June 2013**  
**Start Time: 17:10**









**Results**  
**200m Women**  
**Final**

**ER:** 21.71 +1.2 Heike DRECHSLER GER Jena 29 JUN 1986


**WR:** 21.34 +1.3 Florence GRIFFITH-JOYNER USA Seoul 29 SEP 1988

**Wind: -0,4**

**Temperature: 27 °C**  
**Humidity: 34%**

Rank	Flag	Country	Name	DOB	Lane	RT	Results	Remarks	Score
1		CYP	Eleni <b>Artymata</b>	16 May 86	5	0,276	<b>23,15</b>	SB	8
2		LTU	Lina <b>Grinčikaitė</b>	3 May 87	4	0,190	<b>23,39</b>	SB	7
3		ISR	Olga <b>Lenskiy</b>	24 Dec 92	6	0,316	<b>23,68</b>		6
4		SLO	Sabina <b>Veit</b>	2 Dec 85	3	0,164	<b>23,83</b>		5
5		SRB	Katarina <b>Sirmić</b>	28 Apr 91	7	0,251	<b>24,27</b>	PB	4
6		CRO	Anita <b>Banović</b>	4 Jun 84	8	0,264	<b>24,29</b>		3
7		AUT	Doris <b>Röser</b>	26 Mar 83	2	0,207	<b>24,35</b>	SB	2
8		DEN	Annelouise <b>Jensen</b>	96	1	0,204	<b>25,75</b>	SB	1

**Rank after 32 Events**

Rank	Flag	Country	Points
1		SLO	175
2		LTU	167
3		SRB	148
4		DEN	143,5
5		CRO	135,5
6		AUT	132
7		CYP	125
8		ISR	124

▲

▼









**22 June 2013**  
**Start Time: 17:40**
**Results**  
**400m Men**  
**Final**
**ER:** 44.33 Thomas SCHÖNLEBE GER Roma 03 SEP 1987

**WR:** 43.18 Michael JOHNSON USA Sevilla 26 AUG 1999

**Temperature: 24 °C**  
**Humidity: 58%**

Rank	Flag	Country	Name	DOB	Lane	RT	Results	Remarks	Score
1		DEN	Nick <b>Ekelund-Arenander</b>	23 Jan 89	4	0,266	<b>45,93</b>	PB	8
2		ISR	Donald <b>Sanford</b>	5 Feb 87	5	0,295	<b>46,56</b>	SB	7
3		SRB	Miloš <b>Raovic</b>	12 May 94	6	0,336	<b>47,07</b>		6
4		SLO	Luka <b>Janežic</b>	14 Nov 95	7	0,324	<b>47,43</b>	PB	5
5		CRO	Željko <b>Vincek</b>	16 Jun 86	3	0,277	<b>47,48</b>		4
6		CYP	Riginos <b>Menelaou</b>	29 Sep 92	1	0,183	<b>47,90</b>	PB	3
7		LTU	Mantas <b>Rainys</b>	30 Jul 93	2	0,181	<b>48,66</b>		2
8		AUT	Ali <b>Hofmann</b>	20 Jun 92	8	0,322	<b>50,31</b>		1

**Rank after 15 Events**
**Corrected-1**

Rank	Flag	Country	Points	
1		SLO	86	▲
2		LTU	85	▼
3		SRB	72	
4		CRO	65,5	
5		DEN	62,5	▲
6		CYP	58	▼
7		ISR	57	▲
8		AUT	53	▼

**22 June 2013**  
**Start Time: 17:30**

## Results








### 400m Women

#### Final









**ER:** 47.60 Marita KOCH GDR Canberra 06 OCT 1985

**WR:** 47.60 Marita KOCH GDR Canberra 06 OCT 1985

**Temperature: 24 °C**  
**Humidity: 61%**

Rank	Flag	Country	Name	DOB	Lane	RT	Results	Remarks	Score
1		LTU	Agnė <b>Šerkšnienė</b>	18 Feb 88	4	0,214	<b>52,81</b>		8
2		SLO	Liona <b>Rebernik</b>	28 Nov 91	6	0,234	<b>53,63</b>	SB	7
3		CRO	Anita <b>Banović</b>	4 Jun 84	5	0,282	<b>53,91</b>		6
4		SRB	Tamara <b>Markovic</b>	16 Oct 88	3	0,241	<b>55,24</b>		5
5		CYP	Kalliopi <b>Kountouri</b>	7 Jul 97	2	0,422	<b>55,95</b>	PB	4
6		AUT	Susanne <b>Walli</b>	5 May 96	8	0,432	<b>56,09</b>	SB	3
7		DEN	Line <b>Køhlert</b>	1 Jan 93	1	0,175	<b>58,39</b>		2
8		ISR	Shanie <b>Landen</b>	12 Sep 91	7	0,289	<b>58,57</b>		1

**Rank after 13 Events**
**Corrected-1**

Rank	Flag	Country	Points
1		LTU	75
2		SLO	74
3		SRB	61
4		CRO	57,5
5		CYP	52,5
6		AUT	52
7		DEN	52
8		ISR	44

▲

▼

**23 June 2013**  
**Start Time: 16:25**

**Results**  
**800m Men**  
**Final**

**ER:** 1:41.11 Wilson KIPKETER DEN Köln 24 AUG 1997

**WR:** 1:40.91 David Lekuta RUDISHA KEN London 09 AUG 2012

**Temperature: 27 °C**  
**Humidity: 34%**

Rank	Flag	Country	Name	DOB	Lane	Results	Remarks	Score
1		DEN	Nick <b>Jensen</b>	17 Jun 91	6	<b>1:52,40</b>		8
2		SRB	Nemanja <b>Kojić</b>	9 Jun 94	5	<b>1:52,63</b>		7
3		AUT	Andreas <b>Rapatz</b>	5 Sep 86	1	<b>1:52,73</b>		6
4		ISR	Mokat <b>Petna</b>	23 Jul 91	3	<b>1:52,96</b>		5
5		CRO	Ante <b>Pokrajčić</b>	24 Oct 89	2	<b>1:53,52</b>		4
6		CYP	Christos <b>Demetriou</b>	22 Sep 93	7	<b>1:53,60</b>		3
7		SLO	Lovrenc Valič	28 Mar 94	8	<b>1:54,04</b>		2
8		LTU	Mindaugas <b>Striokas</b>	26 Jan 91	4	<b>1:54,09</b>		1

**Rank after 26 Events**









Rank	Flag	Country	Points
1		SLO	152
2		LTU	132
3		SRB	124
4		DEN	117,5
5		CRO	113,5
6		AUT	108
7		ISR	95
8		CYP	92











**22 June 2013**  
**Start Time: 16:45**
**Results**  
**800m Women**  
**Final**
**ER:** 1:53.28 Jarmila KRATOCHVÍLOVÁ TCH München 26 JUL 1983

**WR:** 1:53.28 Jarmila KRATOCHVÍLOVÁ TCH München 26 JUL 1983

**Temperature: 26 °C**  
**Humidity: 53%**

Rank	Flag	Country	Name	DOB	Lane	Results	Remarks	Score
1		LTU	Eglė <b>Balčiūnaitė</b>	31 Oct 88	4	<b>2:03,05</b>		8
2		CYP	Natalia <b>Evangelidou</b>	10 Mar 91	7	<b>2:03,83</b>	PB	7
3		SRB	Amela <b>Terzić</b>	2 Apr 93	5	<b>2:04,67</b>	PB	6
4		ISR	Shanie <b>Landen</b>	12 Sep 91	3	<b>2:07,13</b>	PB	5
5		SLO	Jerneja <b>Smonkar</b>	27 Jan 92	8	<b>2:10,11</b>	PB	4
6		AUT	Elisabeth <b>Niedereder</b>	3 Oct 85	1	<b>2:10,28</b>		3
7		DEN	Josefine <b>Rytter</b>	94	6	<b>2:10,64</b>		2
8		CRO	Katarina <b>Smiljanec</b>	16 May 93	2	<b>2:10,98</b>		1

**Rank after 8 Events**
**Corrected-1**

Rank	Flag	Country	Points
1		LTU	46
2		SLO	43
3		CYP	37,5
4		SRB	34
5		DEN	33
6		CRO	32,5
7		AUT	31
8		ISR	31

▲

▼

▲

▲


▼

▼









**22 June 2013**  
**Start Time: 16:55**
**Results**  
**1500m Men**  
**Final**
**ER:** 3:28.95 Fermín CACHO ESP Zürich 13 AUG 1997

**WR:** 3:26.00 Hicham EL GUERROUJ MAR Roma 14 JUL 1998

**Temperature: 26 °C**  
**Humidity: 55%**

Rank	Flag	Country	Name	DOB	Order	Results	Remarks	Score
1		AUT	Andreas <b>Vojta</b>	9 Jun 89	2	<b>3:50,53</b>		8
2		DEN	Andreas <b>Bueno</b>	7 Jul 88	7	<b>3:50,78</b>		7
3		ISR	Yimer <b>Getahun</b>	28 Jun 92	4	<b>3:50,84</b>		6
4		SRB	Goran <b>Nava</b>	15 Apr 81	6	<b>3:51,00</b>		5
5		CYP	Amine <b>Khadiri</b>	22 Nov 88	8	<b>3:51,15</b>	SB	4
6		SLO	Mitja <b>Krevs</b>	26 Jul 89	1	<b>3:51,47</b>		3
7		LTU	Petras <b>Gliebus</b>	25 May 91	5	<b>3:52,97</b>	SB	2
8		CRO	Jure <b>Božinović</b>	30 Sep 85	3	<b>3:54,97</b>	PB	1

**Rank after 10 Events**
**Corrected-1**

Rank	Flag	Country	Points
1		LTU	54
2		SLO	54
3		AUT	44
4		CYP	43,5
5		SRB	43
6		DEN	43
7		CRO	40,5
8		ISR	38

^

v

**23 June 2013**  
**Start Time: 16:35**

## Results








### 1500m Women

#### Final



**ER:** 3:52.47 Tatyana KAZANKINA RUS Zürich 13 AUG 1980

**WR:** 3:50.46 Yunxia QU CHN Beijing 11 SEP 1993

**Temperature: 27 °C**
**Humidity: 34%**

Rank	Flag	Country	Name	DOB	Order	Results	Remarks	Score
1		SRB	Amela <b>Terzić</b>	2 Apr 93	6	<b>4:26,73</b>		8
2		LTU	Natalja <b>Piliušina</b>	22 Oct 90	5	<b>4:26,83</b>		7
3		CYP	Natalia <b>Evangelidou</b>	10 Mar 91	8	<b>4:28,86</b>		6
4		SLO	Sonja <b>Roman</b>	11 Mar 79	1	<b>4:29,25</b>		5
5		AUT	Lisa-Maria <b>Leutner</b>	13 Mar 90	2	<b>4:32,46</b>		4
6		DEN	Maria <b>Larsen</b>	96	7	<b>4:34,27</b>	PB	3
7		CRO	Katarina <b>Smiljanec</b>	16 May 93	3	<b>4:34,63</b>		2
8		ISR	Taka <b>Azaunt</b>	12 Mar 90	4	<b>4:40,91</b>	SB	1

#### Rank after 28 Events

Rank	Flag	Country	Points
1		SLO	158
2		LTU	144
3		SRB	135
4		DEN	122,5
5		CRO	121,5
6		AUT	119
7		CYP	106
8		ISR	100




**23 June 2013**  
**Start Time: 17:50**

**Results**  
**3000m Men**  
**Final**









**ER:** 7:26.62 Mohammed MOURHIT BEL Monaco 18 AUG 2000

**WR:** 7:20.67 Daniel KOMEN KEN Rieti 01 SEP 1996

**Temperature: 27 °C**  
**Humidity: 34%**

Rank	Flag	Country	Name	DOB	Order	Results	Remarks	Score
1		SRB	Mirko <b>Petrović</b>	10 May 81	8	<b>8:27,75</b>	SB	8
2		AUT	Lukas <b>Pallitsch</b>	31 Aug 85	4	<b>8:28,07</b>		7
3		CYP	Amine <b>Khadiri</b>	22 Nov 88	2	<b>8:28,84</b>	SB	6
4		CRO	Ivan <b>Malić</b>	13 Nov 95	5	<b>8:28,97</b>	PB	5
5		ISR	Girma <b>Amara</b>	26 Oct 87	6	<b>8:31,49</b>		4
6		SLO	Vid <b>Zevnik</b>	12 Mar 91	3	<b>8:32,14</b>		3
7		DEN	Michael <b>Schmidt</b>	1 Jan 85	1	<b>8:33,38</b>	PB	2
8		LTU	Šarūnas <b>Mockus</b>	30 Oct 92	7	<b>8:43,55</b>		1

**Rank after 38 Events**

Rank	Flag	Country	Points
1		SLO	209
2		LTU	199
3		SRB	179
4		CRO	169,5
5		DEN	164,5
6		AUT	156
7		CYP	149
8		ISR	140

**22 June 2013**  
**Start Time: 17:50**

**Results**  
**3000m Women**  
**Final**

**ER:** 8:21.42 Gabriela SZABO ROU Monaco 19 JUL 2002









**WR:** 8:06.11 Junxia WANG CHN Beijing 13 SEP 1993

**Temperature: 25 °C**  
**Humidity: 59%**

Rank	Flag	Country	Name	DOB	Order	Results	Remarks	Score
1		SRB	Sonja <b>Stolić</b>	21 Apr 80	8	<b>9:27,69</b>		8
2		SLO	Sonja <b>Roman</b>	11 Mar 79	3	<b>9:28,32</b>	SB	7
3		AUT	Jennifer <b>Wenth</b>	24 Jul 91	4	<b>9:38,53</b>		6
4		LTU	Monika <b>Juodeškaitė</b>	3 Oct 91	7	<b>9:42,39</b>	PB	5
5		ISR	Maor <b>Tyuri</b>	13 Aug 90	6	<b>9:43,24</b>	PB	4
6		DEN	Maria <b>Larsen</b>	1 Jan 96	1	<b>9:43,54</b>	PB	3
7		CYP	Meropi <b>Panagiotou</b>	1 Jan 94	2	<b>9:46,82</b>	PB	2
8		CRO	Nikolina <b>Hrelec</b>	21 Mar 94	5	<b>10:19,44</b>		1

**Rank after 16 Events**

**Corrected-1**

Rank	Flag	Country	Points
1		SLO	93
2		LTU	90
3		SRB	80
4		CRO	66,5
5		DEN	65,5
6		ISR	61
7		CYP	60
8		AUT	59

▲

▼









**22 June 2013**  
**Start Time: 18:05**
**Results**  
**5000m Men**  
**Final**
**ER:** 12:49.71 Mohammed MOURHIT BEL Bruxelles 25 AUG 2000

**WR:** 12:37.35 Kenenisa BEKELE ETH Hengelo 31 MAY 2004

**Temperature: 24 °C**  
**Humidity: 57%**

Rank	Flag	Country	Name	DOB	Order	Results	Remarks	Score
1		AUT	Brenton <b>Rowe</b>	17 Aug 87	3	<b>14:09,30</b>		8
2		ISR	Tasama <b>Moogas</b>	2 Feb 88	5	<b>14:19,39</b>		7
3		SRB	Jasmin <b>Ljajic</b>	30 Sep 91	7	<b>14:50,65</b>		6
4		SLO	Vid <b>Zevnik</b>	12 Mar 91	2	<b>15:04,94</b>		5
5		CRO	Goran <b>Grdenić</b>	19 Feb 90	4	<b>15:07,07</b>	PB	4
6		DEN	Steffen <b>Massaro</b>	1 Jan 83	8	<b>15:18,77</b>		3
7		LTU	Remigijus <b>Kančys</b>	17 Jul 87	6	<b>15:23,11</b>		2
8		CYP	Nikolas <b>Fragkou</b>	12 Apr 94	1	<b>15:27,68</b>	PB	1

**Rank after 19 Events**
**Corrected- 1**

Rank	Flag	Country	Points
6		AUT	74
8		CYP	64
4		CRO	82,5
5		DEN	78,5
7		ISR	72
2		LTU	104
1		SLO	111
3		SRB	97

**23 June 2013**  
**Start Time: 17:30**

## Results

### 5000m Women

#### Final


**ER:** 14:23.75 Liliya SHOBUKHOVA RUS Kazan 19 JUL 2008

**WR:** 14:11.15 Tirunesh DIBABA ETH Oslo (Bislett) 06 JUN 2008

**Temperature: 27 °C**  
**Humidity: 34%**

Rank	Flag	Country	Name	DOB	Order	Results	Remarks	Score
1		SRB	Olivera <b>Jevtić</b>	24 Jul 77	8	<b>15:59,94</b>		8
2		LTU	Vaida <b>Žūsinaitė</b>	13 Jan 88	6	<b>16:16,42</b>	SB	7
3		CRO	Lisa Christina <b>Stublic</b>	18 May 84	3	<b>16:19,11</b>		6
4		SLO	Maruša <b>Mišmaš</b>	24 Oct 94	7	<b>16:35,89</b>	PB	5
5		AUT	Anita <b>Baierl</b>	18 Jun 88	1	<b>16:40,35</b>	SB	4
6		DEN	Simone <b>Glad</b>	12 Aug 90	4	<b>16:57,92</b>		3
7		ISR	Maor <b>Tyuri</b>	13 Aug 90	5	<b>17:09,31</b>		2
8		CYP	Marilena <b>Sophocleous</b>	30 Oct 86	2	<b>17:25,46</b>	SB	1

#### Rank after 35 Events

Rank	Flag	Country	Points
1		SLO	191
2		LTU	187
3		SRB	162
4		DEN	154,5
5		CRO	154,5
6		AUT	142
7		CYP	134
8		ISR	133

**23 June 2013**  
**Start Time: 16:50**

**Results**  
**3000m SC Men**  
**Final**

**ER:** 8:01.18 Bouabdellah TAHRI FRA Berlin 18 AUG 2009

**WR:** 7:53.63 Saif Saaed SHAHEEN QAT Bruxelles 03 SEP 2004

**Temperature: 27 °C**  
**Humidity: 34%**

Rank	Flag	Country	Name	DOB	Order	Results	Remarks	Score
1		DEN	Ole <b>Hesselbjerg</b>	1 Jan 94	2	<b>8:44,55</b>	PB	8
2		LTU	Justinas <b>Beržanskis</b>	12 Jan 89	8	<b>8:45,36</b>	PB	7
3		SLO	<b>Blaž Grad</b>	8 Feb 89	4	<b>8:47,75</b>	PB	6
4		AUT	Christoph <b>Sander</b>	1 Aug 88	5	<b>8:54,64</b>		5
5		ISR	Noam <b>Neeman</b>	26 Jun 87	7	<b>8:55,15</b>		4
6		SRB	Darko <b>Živanović</b>	25 Feb 87	1	<b>9:10,19</b>	SB	3
7		CRO	Jure <b>Josipović</b>	5 Jan 96	6	<b>9:16,88</b>	PB	2
8		CYP	Christoforos <b>Protopapas</b>	7 Jun 88	3	<b>9:41,44</b>		1

**Rank after 30 Events**

Rank	Flag	Country	Points
1		SLO	168
2		LTU	153
3		SRB	141
4		DEN	137,5
5		AUT	129
6		CRO	124,5
7		CYP	113
8		ISR	112



**22 June 2013**  
**Start Time: 17:10**

**Results**  
**3000m SC Women**  
**Final**

**ER:** 8:58.81 Gulnara GALKINA RUS Beijing 17 AUG 2008

**WR:** 8:58.81 Gulnara GALKINA RUS Beijing 17 AUG 2008









**Temperature: 23 °C**

**Humidity: 61%**

Rank	Flag	Country	Name	DOB	Order	Results	Remarks	Score
1		SLO	Maruša <b>Mišmaš</b>	24 Oct 94	4	<b>9:58,93</b>	NR	8
2		LTU	Vaida <b>Žūsinaitė</b>	13 Jan 88	8	<b>10:11,82</b>	SB	7
3		DEN	Simone <b>Glad</b>	12 Aug 90	2	<b>10:29,47</b>		6
4		SRB	Milana <b>Gavrilov</b>	38 Mar 87	1	<b>10:42,82</b>	PB	5
5		CRO	Kristina <b>Božić</b>	13 May 96	6	<b>10:52,22</b>		4
6		AUT	Stefanie <b>Huber</b>	18 Oct 85	5	<b>11:15,92</b>		3
7		CYP	Elpida <b>Christodoulidou</b>	11 Nov 86	3	<b>11:22,65</b>	SB	2
8		ISR	Roni <b>Gadish</b>	19 Sep 87	7	<b>11:41,50</b>		1

**Rank after 12 Events**

**Corrected-1**

Rank	Flag	Country	Points
1		LTU	67
2		SLO	67
3		SRB	56
4		CRO	51,5
5		DEN	50
6		AUT	49
7		CYP	48,5
8		ISR	43

^

v

**23 June 2013**  
**Start Time: 16:15**

**Results**  
**110m Hurdles Men**  
**Final**

**ER:** 12.91 +0.5 Colin JACKSON GBR Stuttgart 20 AUG 1993









**WR:** 12.80 +0.3 Aries MERRITT USA Bruxelles 07 SEP 2012

**Wind: +0,8**

**Temperature: 27 °C**  
**Humidity: 34%**

Rank	Flag	Country	Name	DOB	Lane	RT	Results	Remarks	Score
1		CYP	Milan <b>Trajkovic</b>	17 Sep 92	3	NT	<b>13,67</b>	NR	8
2		DEN	Andreas <b>Martinsen</b>	17 Jul 90	5	0,179	<b>13,68</b>	NR	7
3		SRB	Milan <b>Ristić</b>	8 Aug 91	4	0,182	<b>13,93</b>		6
4		SLO	Damjan <b>Zlatnar</b>	16 Dec 77	7	0,166	<b>14,14</b>	SB	5
5		AUT	Manuel <b>Prazak</b>	27 Oct 87	6	0,154	<b>14,42</b>		4
6		ISR	Tomer <b>Almogly</b>	17 Jun 87	2	0,199	<b>14,57</b>	PB	3
7		LTU	Artūras <b>Janauskas</b>	25 Jul 87	8	0,162	<b>14,58</b>		2
8		CRO	Sanjin <b>Šimić</b>	4 Jun 92	1	0,206	<b>15,18</b>		1

**Rank after 24 Events**

Rank	Flag	Country	Points
6		AUT	97
8		CYP	83
4		CRO	102,5
5		DEN	101,5
7		ISR	87
2		LTU	129
1		SLO	146
3		SRB	116

**23 June 2013**  
**Start Time: 16:00**

## Results








### 100m Hurdles Women

#### Final









**ER:** 12.21 +0.7 Yordanka DONKOVA BUL Stara Zagora 20 AUG 1988

**WR:** 12.21 +0.7 Yordanka DONKOVA BUL Stara Zagora 20 AUG 1988

**Wind: +0,8**
**Temperature: 27 °C**
**Humidity: 34%**

Rank	Flag	Country	Name	DOB	Lane	RT	Results	Remarks	Score
1		SLO	Marina <b>Tomić</b>	30 Apr 83	5	0,179	<b>13,28</b>		8
2		LTU	Sonata <b>Tamošaitytė</b>	28 Jun 87	3	0,184	<b>13,63</b>	SB	7
3		CRO	Marina <b>Banović</b>	11 Feb 82	6	0,515	<b>13,92</b>	SB	6
4		DEN	Tine Bach <b>Ejlersen</b>	25 Jul 85	8	0,303	<b>13,98</b>	PB	5
5		AUT	Linda <b>Thoms</b>	30 Aug 89	4	0,185	<b>14,13</b>	SB	4
6		SRB	Ivana <b>Petković</b>	21 Dec 92	7	0,178	<b>14,25</b>	SB	3
7		CYP	Angeliki <b>Athanasopoulou</b>	1 Mar 93	2	0,154	<b>14,81</b>		2
8		ISR	Irina <b>Lenskiy</b>	12 Jun 71	1	0,203	<b>15,10</b>		1

#### Rank after 23 Events

Rank	Flag	Country	Points
1		SLO	141
2		LTU	127
3		SRB	110
4		CRO	101,5
5		DEN	94,5
6		AUT	93
7		ISR	84
8		CYP	75

**22 June 2013**  
**Start Time: 16:15**

## Results









### 400m Hurdles Men

#### Final




**ER:** 47.37 Stéphane DIAGANA FRA Lausanne 05 JUL 1995

**WR:** 46.78 Kevin YOUNG USA Barcelona 06 AUG 1992

**Temperature: 23 °C**  
**Humidity: 55%**

Rank	Flag	Country	Name	DOB	Lane	RT	Results	Remarks	Score
1		SRB	Emir <b>Bekrić</b>	14 Mar 91	5	0,214	<b>49,98</b>		8
2		AUT	Thomas <b>Kain</b>	24 Oct 93	6	0,273	<b>51,80</b>		7
3		DEN	Christian <b>Laugesen</b>	10 Jan 86	3	0,231	<b>52,00</b>	SB	6
4		ISR	Maor <b>Szeged</b>	15 Feb 93	7	0,264	<b>52,87</b>	PB	5
5		SLO	Mitja <b>Lindič</b>	5 Feb 93	4	0,186	<b>52,91</b>		4
6		CRO	Milan <b>Kotur</b>	15 Apr 86	2	0,200	<b>53,20</b>	SB	3
7		CYP	Neofytos <b>Georgiou</b>	25 May 92	1	0,174	<b>53,65</b>	PB	2
8		LTU	Artūras <b>Janauskas</b>	25 Jul 87	8	0,301	<b>53,87</b>		1

**Rank after 4 Events**
**Corected-1**

Rank	Flag	Country	Points
1		SLO	25
2		DEN	24
3		AUT	20
4		SRB	19
5		LTU	15
6		CYP	14,5
7		CRO	13,5
8		ISR	13

▲  
▲  
▼  
▼

**22 June 2013**  
**Start Time: 16:00**

## Results









### 400m Hurdles Women

#### Final









**ER:** 52.34 Yuliya PECHENKINA RUS Tula 08 AUG 2003

**WR:** 52.34 Yuliya PECHENKINA RUS Tula 08 AUG 2003

**Temperature: 22 °C**  
**Humidity: 61%**

Rank	Flag	Country	Name	DOB	Lane	RT	Results	Remarks	Score
1		LTU	Eglė <b>Staišiūnaite</b>	30 Sep 88	5	0,220	<b>57,75</b>	SB	8
2		DEN	Stina <b>Troest</b>	17 Jan 94	4	0,199	<b>57,95</b>		7
3		AUT	Verena <b>Menapace</b>	11 Jun 86	3	0,247	<b>1:00,16</b>	SB	6
4		SLO	Eva <b>Trošt</b>	11 Mar 94	6	0,245	<b>1:00,37</b>		5
5		SRB	Mila <b>Andric</b>	1 Mar 90	7	0,297	<b>1:01,26</b>		4
6		CYP	Elena <b>Stefanou</b>	28 Apr 90	8	0,427	<b>1:02,14</b>	PB	3
7		CRO	Katarina <b>Ivšac</b>	06 Jul 96	2	0,276	<b>1:04,20</b>	PB	2
8		ISR	Kristina <b>Vanyusheva</b>	7 Jan 89	1	0,176	<b>1:06,08</b>	PB	1

#### Rank after 2 Events

Rank	Flag	Country	Points
1		LTU	13
1		SLO	13
3		DEN	11
4		CYP	10
5		CRO	8
6		AUT	7
7		SRB	6
8		ISR	4

**22 June 2013**
**Start Time: 18:45**

## Results









### 4x100m Relay Men

#### Final









**ER:** 37.73 Great Britain & N.I. GBR Sevilla 29 AUG 1999

**WR:** 36.84 Jamaica JAM London 11 AUG 2012

**Temperature: 23 °C**
**Humidity: 56%**

Rank	Flag	Country	Name	Lane	RT	Results	Remarks	Score
1		LTU	Egidijus <b>Dilys</b> Rytis <b>Sakalauskas</b> Kostas <b>Skrabulis</b> Lukas <b>Gaudutis</b>	1 2 3 4	4	0,275	<b>39,83</b>	8
2		AUT	Manuel <b>Prazak</b> Markus <b>Fuchs</b> Benjamin <b>Grill</b> Ekemini <b>Bassey</b>	1 2 3 4	8	0,260	<b>40,45</b>	7
3		SLO	Luka <b>Žontar</b> Gregor <b>Kokalovič</b> Blaž <b>Brulc</b> Jan <b>Žumer</b>	1 2 3 4	5	0,213	<b>40,65</b>	6
4		ISR	Asaf <b>Malka</b> Micky <b>Bar-Yeoshua</b> Tzvi <b>Balon</b> Amir <b>Day</b>	1 2 3 4	1	0,148	<b>40,67</b>	5
5		CRO	Zvonimir <b>Ivaškovic</b> Hrvoje <b>Udiljak</b> Tomislav <b>Kašnar</b> Luka <b>Šakota</b>	1 2 3 4	3	0,179	<b>41,12</b>	4
6		DEN	Frederik <b>Schou-Nielsen</b> Andreas <b>Martinsen</b> Kasper <b>Olsen</b> Morten <b>Jensen</b>	1 2 3 4	2	0,247	<b>41,25</b>	3
7		CYP	Ali <b>Asad</b> Michail <b>Charalampous</b> Vasilios <b>Polykarpou</b> Panayiotis <b>Ioannou</b>	1 2 3 4	7	0,154	<b>41,36</b>	2
8		SRB	Strahinja <b>Jovancevic</b> Podunavac <b>Goran</b> Milan <b>Ristić</b> Miloš <b>Savić</b>	1 2 3 4	6	0,234	<b>41,46</b>	1

**22 June 2013**  
**Start Time: 18:45****Results**  
**4x100m Relay Men**  
**Final****Rank after 21 Events****Corrected- 1**

<b>Rank</b>	<b>Flag</b>	<b>Country</b>	<b>Points</b>
1		SLO	125
2		LTU	119
3		SRB	102
4		CRO	91,5
5		AUT	87
6		DEN	83,5
7		ISR	80
8		CYP	66

**22 June 2013**  
**Start Time: 18:30**

## Results

### 4x100m Relay Women

#### Final

**ER:** 41.37 German Democratic Republic GDR Canberra 06 OCT 1985

**WR:** 40.82 United States USA London 10 AUG 2012

**Temperature: 23 °C**  
**Humidity: 56%**

Rank	Flag	Country	Name	Lane	RT	Results	Remarks	Score
1		SLO	Kaja Debevec Tina Jureš Kristina Žumer Sabina Veit	1 2 3 4	4	0,224	<b>44,73</b>	8
2		LTU	Modesta Morauskaitė Agnė Šerkšnienė Sonata Tamošaitytė Lina Grinčikaitė	1 2 3 4	5	0,270	<b>44,84</b>	7
3		AUT	Beate Schrott Doris Röser Marina Kraushofer Linda Thoms	1 2 3 4	8	0,333	<b>45,18</b>	6
4		CRO	Nika Župa Mateja Jambrović Marina Banović Anita Banović	1 2 3 4	3	0,185	<b>45,86</b>	5
5		SRB	Jelena Subotić Marijela Markovic Aleksandra Stosić Katarina Sirmić	1 2 3 4	6	0,354	<b>45,95</b>	4
6		ISR	Margarita Pogorelov Olga Lenskiy Dikla Goldenthal Juman Jubran	1 2 3 4	1	0,187	<b>47,05</b>	3
7		DEN	Sara Bramer Svendesen Martha Traore Annelouise Jensen Mathilde Kramer	1 2 3 4	2	0,205	<b>47,07</b>	2
		CYP	Ramona Papaioannou Demetra Kyriakidou Nikoletta Nikolettou Eleni Artymata	1 2 3 4	7	0,262	<b>DNF</b>	0



**22 June 2013**  
**Start Time: 18:30**

**Results**  
**4x100m Relay Women**  
**Final**

**Rank after 20 Events**

**Corrected- 1**

<b>Rank</b>	<b>Flag</b>	<b>Country</b>	<b>Points</b>
1		SLO	119
2		LTU	111
3		SRB	101
4		CRO	87,5
5		DEN	80,5
6		AUT	80
7		ISR	75
8		CYP	64

**23 June 2013**  
**Start Time: 18:25**
**Results**  
**4x400m Men**  
**Final**
**ER:** 2:56.60 Great Britain & N.I. GBR Atlanta, GA 03 AUG 1996

**WR:** 2:54.29 United States USA Stuttgart 22 AUG 1993









**Temperature: 27 °C**  
**Humidity: 34%**

Rank	Flag	Country	Name	Lane	RT	Results	Remarks	Score
1		SRB	Ivan <b>Markovic</b>	4	0,243	<b>3:08,73</b>		8
			Miloš <b>Raovic</b>					
			Dino <b>Dodig</b>					
			Emir <b>Bekrić</b>					
2		ISR	Amit <b>Cohen</b>	1	0,173	<b>3:09,93</b>	NR	7
			Donald <b>Sanford</b>					
			Hai <b>Cohen</b>					
			Maor <b>Szeged</b>					
3		DEN	Christian <b>Laugesen</b>	3	0,206	<b>3:10,60</b>		6
			Christian <b>Clausen</b>					
			Nicklas <b>Hyde</b>					
			Nick <b>Ekelund-Arenander</b>					
4		SLO	Mitja <b>Lindič</b>	5	0,256	<b>3:11,60</b>		5
			Jernej <b>Jeras</b>					
			Anton <b>Manfreda</b>					
			Luka <b>Janežic</b>					
5		CYP	Kyriakos <b>Antoniou</b>	2	0,185	<b>3:13,73</b>		4
			Stephanos <b>Anastasiou</b>					
			Georgios <b>Avraam</b>					
			Riginos <b>Menelaou</b>					
6		CRO	Josip <b>Šakić</b>	7	0,408	<b>3:14,08</b>		3
			Mateo <b>Ružić</b>					
			Rudolf <b>Kralj</b>					
			Željko <b>Vincek</b>					
7		LTU	Artūras <b>Janauskas</b>	6	0,150	<b>3:16,17</b>		2
			Gediminas <b>Kučinskas</b>					
			Žilvinas <b>Adomavičius</b>					
			Mantas <b>Rainys</b>					
8		AUT	Michael <b>Mayr</b>	8	0,369	<b>3:17,07</b>		1
			Thomas <b>Kain</b>					
			Andreas <b>Rapatz</b>					
			Günther <b>Matzinger</b>					

23 June 2013  
Start Time: 18:25

**Results**  
**4x400m Men**  
**Final**

**Rank after 40 Events**

Rank	Flag	Country	Points
1		SLO	221
2		LTU	209
3		SRB	192
4		CRO	178,5
5		DEN	171,5
6		AUT	161
7		CYP	155
8		ISR	150



**23 June 2013**  
**Start Time: 18:10**

## Results







### 4x400m Women

#### Final









**ER:** 3:15.17 USSR URS Seoul 01 OCT 1988

**WR:** 3:15.17 USSR URS Seoul 01 OCT 1988

**Temperature: 27 °C**  
**Humidity: 34%**

Rank	Flag	Country	Name	Lane	RT	Results	Remarks	Score
1		LTU	Eva <b>Misiūnaitė</b> Eglė <b>Balčiūnaitė</b> Modesta <b>Morauskaitė</b> Agnė <b>Šerkšnienė</b>	6	0,285	<b>3:35,11</b>		8
2		SLO	Anja <b>Benko</b> Eva <b>Trošt</b> Maja <b>Pogorevc</b> Liona <b>Rebernik</b>	5	0,271	<b>3:39,57</b>		7
3		CRO	Romana Tea <b>Kirinić</b> Marija <b>Hižman</b> Kristina <b>Dudek</b> Anita <b>Banović</b>	7	0,360	<b>3:39,61</b>		6
4		SRB	Maja <b>Cirić</b> Tamara <b>Marković</b> Bojana <b>Kalicanin</b> Marijela <b>Marković</b>	4	0,420	<b>3:41,29</b>		5
5		AUT	Susanne <b>Walli</b> Carina <b>Schrempf</b> Bettina <b>Raffalt</b> Verena <b>Menapace</b>	8	0,578	<b>3:43,50</b>		4
6		ISR	Anastasia <b>Kirilov</b> Margarita <b>Pogorelov</b> Shanie <b>Landen</b> Juman <b>Jubran</b>	2	0,204	<b>3:44,60</b>		3
7		CYP	Elena <b>Stefanou</b> Meropi <b>Panagiotou</b> Natalia <b>Evangelidou</b> Kalliopi <b>Kountouri</b>	1	0,248	<b>3:45,98</b>		2
8		DEN	Line <b>Køhlert</b> Josefine <b>Rytter</b> Sara <b>Bramer Svendsen</b> Bianca <b>Bramer Svendsen</b>	3	0,182	<b>3:56,04</b>		1

**23 June 2013**  
**Start Time: 18:10****Results**  
**4x400m Women**  
**Final****Rank after 39 Events**

<b>Rank</b>	<b>Flag</b>	<b>Country</b>	<b>Points</b>
1		SLO	216
2		LTU	207
3		SRB	184
4		CRO	175,5
5		DEN	165,5
6		AUT	160
7		CYP	151
8		ISR	143











**22 June 2013**
**Start Time: 16:30**









## Results High Jump Men Final

**ER:** 2.42 Patrik SJÖBERG SWE Stockholm 30 JUN 1987









**WR:** 2.45 Javier SOTOMAYOR CUB Salamanca 27 JUL 1993

**Temperature: 27 °C**  
**Humidity: 49%**

Rank	Flag	Country	Name	DOB	Order	Results	Remarks	Score
1		LTU	Raivydas <b>Stanys</b>	3 Feb 87	5	<b>2,21</b>		8
2		SLO	Rožle <b>Prezelj</b>	26 Sep 79	1	<b>2,18</b>		7
3		ISR	Dmitriy <b>Kroyter</b>	18 Feb 93	4	<b>2,18</b>	SB	6
4		SRB	Miloš <b>Todosijević</b>	8 Mar 86	6	<b>2,18</b>	PB	5
5		CRO	Alen <b>Melon</b>	25 Oct 91	3	<b>2,14</b>		4
6		DEN	Andreas <b>Jeppesen</b>	1 Jan 88	7	<b>2,05</b>	PB	2,5
6		CYP	Vasilios <b>Konstantinou</b>	13 Sep 92	8	<b>2,05</b>		2,5
		AUT	Josip <b>Kopic</b>		94 2	<b>DNS</b>		

Rank	Flag	Country	Name	1,85	1,90	1,95	2,00	2,05	2,10	2,14
				2,18	2,21	2,24	2,26	2,28	2,30	
1		LTU	Raivydas Stanys				0	0	0	0
				0	XO	XXX				
2		SLO	Rožle Prezelj					0	0	0
				0	XXX					
3		ISR	Dmitriy Kroyter				0	0	XO	0
				0	XXX					
4		SRB	Miloš Todosijević				0	-	XO	0
				XO	XX					
5		CRO	Alen Melon				0	-	0	0
				XXX						
6		DEN	Andreas Jeppesen	0	0	0	0	XXO	XX	
6		CYP	Vasilios Konstantinou				0	XXO	XX	
		AUT	Josip Kopic							

**Rank after 14 Events**
**Corrected-1**

Rank	Flag	Country	Points
1		LTU	83
2		SLO	81
3		SRB	66
4		CRO	61,5
5		CYP	55
6		DEN	54,5
7		AUT	52
8		ISR	50

▲

▼

**23 June 2013**  
**Start Time: 16:30**

## Results









### High Jump Women









#### Final

**ER:** 2.09 Stefka KOSTADINOVA BUL Roma 30 AUG 1987









**WR:** 2.09 Stefka KOSTADINOVA BUL Roma 30 AUG 1987

**Temperature: 27 °C**  
**Humidity: 34%**

Rank	Flag	Country	Name	DOB	Order	Results	Remarks	Score
1		CRO	Ana Šimić	5 May 90	3	<b>1,93</b>		8
2		LTU	Airinė Palšytė	13 Jul 92	5	<b>1,88</b>	SB	7
3		ISR	Maayan Furman-Shahaf	9 Nov 86	4	<b>1,88</b>		6
4		CYP	Leontia Kallenou	5 Oct 94	8	<b>1,84</b>		5
5		AUT	Monika Gollner	23 Oct 74	2	<b>1,78</b>		4
6		SLO	Maruša Novak	23 Jun 88	1	<b>1,74</b>		3
7		SRB	Zorana Bukvic	10 Mar 93	6	<b>1,74</b>		2
8		DEN	Sandra Christensen	10 Nov 95	7	<b>1,74</b>		1

Rank	Flag	Country	Name	1,60	1,65	1,70	1,74	1,78	1,81	1,84
				1,86	1,88	1,90	1,93	1,96	1,96	1,98
1		CRO	Ana Šimić					0	0	0
				0	XO	0	XO	XXX		
2		LTU	Airinė Palšytė				0	0	0	0
				XXO	0	XX				
3		ISR	Maayan Furman-Shahaf			0	0	0	0	0
				0	XO	XXX				
4		CYP	Leontia Kallenou				0	0	0	0
				XXX						
5		AUT	Monika Gollner			0	0	XXO	XX	
6		SLO	Maruša Novak	0	0	0	0	XXX		
7		SRB	Zorana Bukvic	0	0	XO	XO	XX		
8		DEN	Sandra Christensen	0	0	XO	XXO	X		

**Rank after 34 Events**

Rank	Flag	Country	Points
1		SLO	186
2		LTU	180
3		SRB	154
4		DEN	151,5
5		CRO	148,5
6		AUT	138
7		CYP	133
8		ISR	131

Results  
Pole Vault Men  
Final

23 June 2013

Start Time: 14:30

ER: 6.14 Sergey BUBKA UKR Sestriere 31 JUL 1994

WR: 6.14 Sergey BUBKA UKR Sestriere 31 JUL 1994

Temperature: 26 °C  
Humidity: 42%

Rank	Flag	Country	Name	DOB	Order	Results	Remarks	Score
1		DEN	Rasmus <b>Jørgensen</b>	23 Jan 89	8	<b>5,65</b>	PB	8
2		CRO	Ivan <b>Horvat</b>	17 Aug 93	4	<b>5,40</b>		7
3		CYP	Nikandros <b>Stylianou</b>	22 Aug 89	1	<b>5,40</b>	PB	6
4		AUT	Paul <b>Kilbertus</b>	5 Jun 90	3	<b>5,00</b>		5
5		SLO	Jure <b>Batagelj</b>	7 Jun 82	2	<b>5,00</b>	SB	4
6		ISR	Etamar <b>Bhastekar</b>	3 May 95	5	<b>4,70</b>		3
7		LTU	Benas <b>Kentra</b>	17 Mar 89	6	<b>4,40</b>		2
8		SRB	Dino <b>Dodig</b>	25 Mar 93	7	<b>4,40</b>	PB	1

Rank	Flag	Country	Name	3,40	3,80	4,00	4,20	4,40	4,55	4,70	4,85	5,00	5,10	5,15
				5,20	5,25	5,30	5,35	5,40	5,45	5,50	5,55	5,65	5,76	
1		DEN	Rasmus Jørgensen									0	-	-
				X-	0	-	-	X-	XO	-	XO	XO	XXX	
2		CRO	Ivan Horvat									0	-	-
				0	-	-	-	0	-	XXX				
3		CYP	Nikandros Stylianou									0	-	-
				0	-	0	-	XO	-	XXX				
4		AUT	Paul Kilbertus									XXO	-	-
				XX										
5		SLO	Jure Batagelj						0	-	XO	XXO	X	
6		ISR	Etamar Bhastekar						0	0	XXX			
7		LTU	Benas Kentra			0	0	XO	0	XXX				
8		SRB	Dino Dodig			0	0	XO	0	XO	XX			

Rank after 25 Events

Rank	Flag	Country	Points
1		SLO	150
2		LTU	131
3		SRB	117
4		DEN	109,5
5		CRO	109,5
6		AUT	102
7		ISR	90
8		CYP	89

^  
v



**22 June 2013**
**Start Time: 14:30**

## Results

### Pole Vault Women

#### Final

**ER:** 5.06 Elena ISINBAEVA RUS Zürich 28 AUG 2009

**WR:** 5.06 Elena ISINBAEVA RUS Zürich 28 AUG 2009

**Temperature: 25 °C**  
**Humidity: 70%**

Rank	Flag	Country	Name	DOB	Order	Results	Remarks	Score
1		SLO	Tina Šutej	7 Nov 88	2	<b>4,30</b>	SB	8
2		DEN	Caroline Bonde Holm	19 Jul 90	8	<b>4,25</b>	SB	7
3		AUT	Kira Grünberg	13 Aug 93	3	<b>4,15</b>	PB	6
4		SRB	Jelena Radinovič-Vasič	5 Jul 83	7	<b>3,55</b>		5
5		ISR	Naama Berenstein	18 Aug 93	5	<b>3,55</b>	PB	4
6		CYP	Maria Aristotelous	10 Aug 91	1	<b>3,40</b>		2,5
6		CRO	Petra Malkoć	21 Sep 92	4	<b>3,40</b>		2,5
8		LTU	Rolanda Demčenko	5 Feb 88	6	<b>3,25</b>		1

Rank	Flag	Country	Name	3,25	3,40	3,55	3,70	3,85	3,95	4,00
				<b>4,05</b>	<b>4,10</b>	<b>4,15</b>	<b>4,20</b>	<b>4,25</b>	<b>4,30</b>	<b>4,35</b>
				<b>4,50</b>						
1		SLO	Tina Šutej						XO	-
				0	-	0	-	XXO	0	-
				XXX						
2		DEN	Caroline Bonde Holm							0
				-	X-	0	0	0	X-	XX
3		AUT	Kira Grünberg					0	-	0
				-	0	0	XXX			
4		SRB	Jelena Radinovič-Vasič			0	0	XXX		
5		ISR	Naama Berenstein	0	XO	XXO	X			
6		CYP	Maria Aristotelous	0	0	XXX				
6		CRO	Petra Malkoć		0	XXX				
8		LTU	Rolanda Demčenko	XO	XXX					

**Rank after 3 Events**
**Corected-1**

Rank	Flag	Country	Points
1		SLO	21
2		DEN	18
3		LTU	14
4		AUT	13
5		CYP	12,5
6		SRB	11
7		CRO	10,5
8		ISR	8

^  
v  
^  
v  
^  
v

**22 June 2013**
**Start Time: 17:15**

## Results








### Long Jump Men









#### Final

**ER:** 8.86 +1.9 Robert EMMIYAN ARM Tsakhkadzor 22 MAY 1987

**WR:** 8.95 +0.3 Mike POWELL USA Tokyo 30 AUG 1991

**Corrected-1**
**Temperature: 25 °C**  
**Humidity: 63%**

Rank	Flag	Country	Name	DOB	Order (1-3 qual. rounds)	Order (4th round)	Results	Wind	Remarks	Score
1		LTU	Marius <b>Rudys</b>	15 Nov 85	7	7	<b>7,74</b>	+1,6	SB	8
2		DEN	Morten <b>Jensen</b>	2 Dec 82	1	7	<b>7,74</b>	+0,1	SB	7
3		CRO	Marko <b>Prugovečki</b>	1 Jan 87	5	6	<b>7,65</b>	+0,8		6
4		SLO	Urban <b>Cehovin</b>	30 Dec 93	3	5	<b>7,59</b>	+2,9	PB	5
5		SRB	Aleksandar <b>Bundalo</b>	28 Sep 89	8	4	<b>7,55</b>	+2,4		4
6		ISR	Yochai <b>Halevi</b>	10 May 82	6	3	<b>7,50</b>	+0,2		3
7		AUT	Manuel <b>Leitner</b>	5 Jun 93	4	2	<b>7,29</b>	+1,6		2
8		CYP	Periklis <b>Kleovolou</b>	1 Mar 93	2	1	<b>6,22</b>	+1,0		1

Rank	Flag	Country	Name	Attempt 1	Attempt 2	Attempt 3	Attempt 4
1		LTU	Marius Rudys	X +0,7	7,58 +0,3	7,74 +1,6	7,73 +1,8
2		DEN	Morten Jensen	7,74 +0,1	7,57 -2,4	7,62 +0,9	X +1,8
3		CRO	Marko Prugovečki	X +0,9	X +2,1	7,65 +0,8	7,61 +1,8
4		SLO	Urban Cehovin	7,51 +2,2	7,59 +2,9	X 0,0	7,31 +0,2
5		SRB	Aleksandar Bundalo	7,37 +1,1	7,36 +1,0	7,55 +2,4	
6		ISR	Yochai Halevi	7,38 +0,8	7,50 +0,2	7,40 +0,9	
7		AUT	Manuel Leitner	7,08 +0,1	7,29 +1,6	7,14 +1,7	
8		CYP	Periklis Kleovolou	X +0,1	X +0,3	6,22 +1,0	

**Rank after 18 Events**
**Corrected-1**

Rank	Flag	Country	Points
1		SLO	106
2		LTU	102
3		SRB	91
4		CRO	78,5
5		DEN	75,5
6		AUT	66
7		ISR	65
8		CYP	63

 ▲  
▼

**23 June 2013**  
**Start Time: 17:15**

## Results









### Long Jump Women

#### Final

**ER:** 7.52 +1.4 Galina CHISTYAKOVA RUS Leningrad 11 JUN 1988








**WR:** 7.52 +1.4 Galina CHISTYAKOVA RUS Leningrad 11 JUN 1988

**Temperature: 27 °C**  
**Humidity: 34%**

Rank	Flag	Country	Name	DOB	Order (1-3 qual. rounds)	Order (4th round)	Results	Wind	Remarks	Score
1		CYP	Nektaria <b>Panagi</b>	20 Mar 90	2	8	<b>6,46</b>	+0,5	SB	8
2		SLO	Snežana <b>Rodić</b>	19 Aug 82	3	7	<b>6,37</b>	+2,0		7
3		LTU	Jogaile <b>Petrokaitė</b>	30 Sep 95	7	5	<b>6,16</b>	+0,5		6
4		DEN	Martha <b>Traoré</b>	95	1	6	<b>6,15</b>	+0,5	PB	5
5		CRO	Mirjana <b>Gagić</b>	12 Jul 90	5	4	<b>5,83</b>	+1,0	SB	4
6		AUT	Michaela <b>Egger</b>	15 Feb 84	4	3	<b>5,81</b>	0,0		3
7		SRB	Milica <b>Kovačević</b>	5 Dec 96	8	2	<b>5,64</b>	+0,2		2
8		ISR	Juman <b>Jubran</b>	2 Feb 93	6	1	<b>5,51</b>	0,0		1

Rank	Flag	Country	Name	Attempt 1	Attempt 2	Attempt 3	Attempt 4
1		CYP	Nektaria Panagi	6,27 -0,2	6,46 +0,5	6,19 -2,1	6,38 -0,5
2		SLO	Snežana Rodić	6,05 -0,1	6,37 +2,0	6,17 -0,6	X -0,5
3		LTU	Jogaile Petrokaitė	X +2,2	6,03 +0,4	6,11 +0,5	6,16 +0,5
4		DEN	Martha Traoré	5,79 -0,2	6,06 -0,3	6,15 +0,5	X -0,1
5		CRO	Mirjana Gagić	5,83 +1,0	X -0,6	4,73 +0,5	
6		AUT	Michaela Egger	5,79 +0,6	5,81 0,0	5,79 -0,7	
7		SRB	Milica Kovačević	X +0,6	X -0,2	5,64 +0,2	
8		ISR	Juman Jubran	X -0,2	5,23 +0,2	5,51 0,0	

#### Rank after 37 Events

Rank	Flag	Country	Points
1		SLO	206
2		LTU	198
3		SRB	171
4		CRO	164,5
5		DEN	162,5
6		AUT	149
7		CYP	143
8		ISR	136

**23 June 2013**  
**Start Time: 16:10**

## Results









### Triple Jump Men









#### Final

**ER:** 18.29 +1.3 Jonathan EDWARDS GBR Göteborg 07 AUG 1995









**WR:** 18.29 +1.3 Jonathan EDWARDS GBR Göteborg 07 AUG 1995

**Temperature: 27 °C**  
**Humidity: 34%**

Rank	Flag	Country	Name	DOB	Order (1-3 qual. rounds)	Order (4th round)	Results	Wind	Remarks	Score
1		ISR	Yochai <b>Halevi</b>	10 May 82	7	8	<b>16,73</b>	+0,5	SB	8
2		DEN	Peder P. <b>Nielsen</b>	13 Sep 88	2	7	<b>16,06</b>	-1,0	SB	7
3		CYP	Panayiotis <b>Volou</b>	1 Sep 91	3	6	<b>16,06</b>	+1,5	PB	6
4		AUT	Roman <b>Schmied</b>	9 Jul 89	5	5	<b>15,65</b>	+0,6		5
5		SLO	Andrej <b>Batagelj</b>	9 Sep 80	4	4	<b>15,46</b>	+0,5		4
6		SRB	Petar <b>Djurić</b>	4 Jan 93	1	3	<b>15,35</b>	-0,8		3
7		LTU	Andrius <b>Gricevičius</b>	24 Dec 83	8	2	<b>15,24</b>	-1,3		2
8		CRO	Andro <b>Dužević</b>	22 Oct 91	6	1	<b>14,95</b>	+0,8		1

Rank	Flag	Country	Name	Attempt 1	Attempt 2	Attempt 3	Attempt 4
1		ISR	Yochai Halevi	16,44 +0,7	16,52 -0,9	16,47 +1,6	16,73 +0,5
2		DEN	Peder P. Nielsen	15,51 +0,2	16,06 -1,0	16,01 +1,3	X +1,0
3		CYP	Panayiotis Volou	15,83 -0,2	15,84 +0,2	15,83 +0,4	16,06 +1,5
4		AUT	Roman Schmied	15,30 +0,1	15,22 -0,7	15,65 +0,6	X -0,7
5		SLO	Andrej Batagelj	15,46 +0,5	15,04 +0,2	14,97 +1,2	
6		SRB	Petar Djurić	15,35 -0,8	15,23 -0,3	X -0,8	
7		LTU	Andrius Gricevičius	15,12 0,0	15,24 -1,3	X 0,0	
8		CRO	Andro Dužević	14,46 +0,6	13,23 -0,2	14,95 +0,8	

#### Rank after 29 Events

Rank	Flag	Country	Points
1		SLO	162
2		LTU	146
3		SRB	138
4		DEN	129,5
5		AUT	124
6		CRO	122,5
7		CYP	112
8		ISR	108

▲

▼

**22 June 2013**  
**Start Time: 16:10**

## Results









### Triple Jump Women









#### Final

**ER:** 7.52 +1.4 Galina CHISTYAKOVA RUS Leningrad 11 JUN 1988




**WR:** 7.52 +1.4 Galina CHISTYAKOVA RUS Leningrad 11 JUN 1988

**Temperature: 20 °C**  
**Humidity: 64%**

Rank	Flag	Country	Name	DOB	Order (1-3 qual. rounds)	Order (4th round)	Results	Wind	Remarks	Score
1		SLO	Snežana Rodić	19 Aug 82	4	8	<b>14,07</b>	-0,1	SB	8
2		CRO	Sonja Krnjeta	4 Oct 85	6	7	<b>13,46</b>	+1,3	PB	7
3		LTU	Asta Daukšaitė	3 Apr 88	8	6	<b>13,02</b>	+1,4		6
4		AUT	Michaela Egger	15 Feb 84	5	5	<b>12,97</b>	+0,8		5
5		SRB	Aleksandra Radić	31 Jan 89	1	4	<b>12,71</b>	+0,2	PB	4
6		DEN	Janne Nielsen	93	2	2	<b>12,68</b>	-0,3	PB	3
7		CYP	Eleftheria Christofi	29 Oct 86	3	2	<b>12,68</b>	+0,7		2
8		ISR	Yuliya Pushkaryov	2 Aug 87	7	1	<b>12,29</b>	+0,7		1

Rank	Flag	Country	Name	Attempt 1	Attempt 2	Attempt 3	Attempt 4
1		SLO	Snežana Rodić	13,67 +2,2	14,07 -0,1	X +1,0	X +1,6
2		CRO	Sonja Krnjeta	13,46 +1,3	13,31 +1,0	13,06 -0,3	13,25 +1,0
3		LTU	Asta Daukšaitė	13,02 +1,4	X +1,3	12,62 +0,5	12,89 -0,9
4		AUT	Michaela Egger	12,76 +1,3	12,66 -1,0	X +0,5	12,97 +0,8
5		SRB	Aleksandra Radić	12,06 -1,0	12,71 +0,2	X +1,6	
6		DEN	Janne Nielsen	X +2,1	12,38 +0,9	12,68 -0,3	
7		CYP	Eleftheria Christofi	X +1,7	12,03 +0,9	12,68 +0,7	
8		ISR	Yuliya Pushkaryov	12,21 +2,1	X +1,7	12,29 +0,7	

**Rank after 9 Events**
**Corrected-1**

Rank	Flag	Country	Points
1		LTU	52
2		SLO	51
3		CRO	39,5
4		CYP	39,5
5		SRB	38
6		DEN	36
7		AUT	36
8		ISR	32

 ▲  
 ▼  
 ▼  
 ▼

**22 June 2013**  
**Start Time: 16:40**

## Results

### Shot Put Men

#### Final

**ER:** 23.06 Ulf TIMMERMANN GER Hanía 22 MAY 1988

**WR:** 23.12 Randy BARNES USA Los Angeles 20 MAY 1990

**Temperature: 27 °C**  
**Humidity: 49%**

Rank	Flag	Country	Name	DOB	Order (1-3 qual. rounds)	Order (4th round)	Results	Remarks	Score
1		SRB	Asmir <b>Kolašinac</b>	15 Oct 84	2	8	<b>20,37</b>		8
2		CRO	Marin <b>Premeru</b>	29 Aug 90	7	7	<b>19,56</b>		7
3		LTU	Šarūnas <b>Banevičius</b>	20 Nov 91	1	6	<b>19,21</b>		6
4		SLO	Marko <b>Špiler</b>	8 Jan 90	5	5	<b>18,49</b>		5
5		ISR	Itamar <b>Levi</b>	11 Nov 91	8	4	<b>18,34</b>		4
6		CYP	Georgios <b>Aresti</b>	27 Dec 81	4	3	<b>18,19</b>		3
7		AUT	Lukas <b>Weißhaidinger</b>	20 Feb 92	6	2	<b>18,04</b>		2
8		DEN	Kim <b>Christensen</b>	1 Apr 84	3	1	<b>17,88</b>		1

Rank	Flag	Country	Name	Attempt 1	Attempt 2	Attempt 3	Attempt 4
1		SRB	Asmir Kolašinac	19,23	x	20,37	19,94
2		CRO	Marin Premeru	19,07	19,56	x	x
3		LTU	Šarūnas Banevičius	18,97	18,48	18,68	19,21
4		SLO	Marko Špiler	17,39	18,49	18,26	x
5		ISR	Itamar Levi	17,51	18,34	x	
6		CYP	Georgios Aresti	17,93	17,48	18,19	
7		AUT	Lukas Weißhaidinger	x	17,00	18,04	
8		DEN	Kim Christensen	17,51	17,88	17,60	

**Rank after 11 Events**
**Corrected-1**

Rank	Flag	Country	Points
1		LTU	60
2		SLO	59
3		SRB	51
4		CRO	47,5
5		CYP	46,5
6		AUT	46
7		DEN	44
8		ISR	42

▲

▲

▼

▼

▼

**23 June 2013**  
**Start Time: 16:40**

## Results









### Shot Put Women









#### Final

**ER:** 22.63 Natalya LISOVSKAYA FRA Moskva 07 JUN 1987









**WR:** 22.63 Natalya LISOVSKAYA FRA Moskva 07 JUN 1987

**Temperature: 27 °C**  
**Humidity: 34%**

Rank	Flag	Country	Name	DOB	Order (1-3 qual. rounds)	Order (4th round)	Results	Remarks	Score
1		CRO	Valentina <b>Mužarić</b>	23 Jul 92	7	8	<b>17,29</b>		8
2		LTU	Austra <b>Skujytė</b>	12 Aug 79	1	7	<b>16,52</b>	SB	7
3		ISR	Annastasia <b>Muchkaev</b>	18 Jul 91	8	6	<b>15,90</b>		6
4		DEN	Trine <b>Mulbjerg</b>	23 Apr 90	3	5	<b>15,54</b>		5
5		CYP	Florentia <b>Kappa</b>	29 May 88	4	4	<b>15,44</b>		4
6		SRB	Dijana <b>Šečić</b>	16 Mar 78	2	3	<b>14,29</b>		3
7		SLO	Špela <b>Hus</b>	25 Dec 89	5	2	<b>13,32</b>		2
8		AUT	Nicole <b>Prenner</b>	6 Sep 94	6	1	<b>13,14</b>		1

Rank	Flag	Country	Name	Attempt 1	Attempt 2	Attempt 3	Attempt 4
1		CRO	Valentina Mužarić	16,91	17,22	17,22	17,29
2		LTU	Austra Skujytė	16,52	x	15,94	15,94
3		ISR	Annastasia Muchkaev	14,42	x	15,90	15,74
4		DEN	Trine Mulbjerg	14,18	15,54	15,37	15,40
5		CYP	Florentia Kappa	15,22	15,42	15,44	
6		SRB	Dijana Šečić	13,94	13,85	14,29	
7		SLO	Špela Hus	13,32	x	12,64	
8		AUT	Nicole Prenner	13,14	x	13,07	

#### Rank after 31 Events

Rank	Flag	Country	Points
1		SLO	170
2		LTU	160
3		SRB	144
4		DEN	142,5
5		CRO	132,5
6		AUT	130
7		ISR	118
8		CYP	117

^  
v  
^  
v

**23 June 2013**  
**Start Time: 16:05**

## Results









### Discus Throw Men









#### Final

**ER:** 74.08 Jürgen SCHULT GER Neubrandenburg 06 JUN 1986









**WR:** 74.08 Jürgen SCHULT GER Neubrandenburg 06 JUN 1986

**Temperature: 27 °C**  
**Humidity: 34%**

Rank	Flag	Country	Name	DOB	Order (1-3 qual. rounds)	Order (4th round)	Results	Remarks	Score
1		CYP	Apostolos <b>Parellis</b>	24 Jul 85	5	8	<b>60,17</b>		8
2		AUT	Gerhard <b>Mayer</b>	20 May 80	7	7	<b>59,58</b>		7
3		CRO	Marin <b>Premeru</b>	29 Aug 90	8	6	<b>58,83</b>	SB	6
4		LTU	Andrius <b>Gudžius</b>	14 Feb 91	2	5	<b>55,98</b>		5
5		ISR	Mark <b>Alterman</b>	23 Apr 88	1	4	<b>55,67</b>	PB	4
6		SRB	Miloš <b>Marković</b>	22 Nov 89	3	3	<b>55,47</b>		3
7		DEN	Emil <b>Mikkelsen</b>	17 Apr 90	4	2	<b>51,36</b>		2
8		SLO	Tadej <b>Hribar</b>	1 Feb 87	6	1	<b>51,19</b>		1

Rank	Flag	Country	Name	Attempt 1	Attempt 2	Attempt 3	Attempt 4
1		CYP	Apostolos Parellis	58,56	59,66	60,02	60,17
2		AUT	Gerhard Mayer	57,92	58,70	59,58	59,38
3		CRO	Marin Premeru	53,99	56,03	58,83	X
4		LTU	Andrius Gudžius	X	X	55,98	55,40
5		ISR	Mark Alterman	55,67	53,87	X	
6		SRB	Miloš Marković	53,64	55,18	55,47	
7		DEN	Emil Mikkelsen	50,92	51,36	46,42	
8		SLO	Tadej Hribar	51,19	50,91	51,09	

#### Rank after 27 Events

Rank	Flag	Country	Points
1		SLO	153
2		LTU	137
3		SRB	127
4		DEN	119,5
5		CRO	119,5
6		AUT	115
7		CYP	100
8		ISR	99

 ▲  
 ▼



**22 June 2013**  
**Start Time: 16:05**

## Results

### Discus Throw Women

#### Final

**ER:** 76.80 Gabriele REINSCH GDR Neubrandenburg 09 JUL 1988

**WR:** 76.80 Gabriele REINSCH GDR Neubrandenburg 09 JUL 1988

**Temperature: 20 °C**  
**Humidity: 64%**

Rank	Flag	Country	Name	DOB	Order (1-3 qual. rounds)	Order (4th round)	Results	Remarks	Score
1		CRO	Sandra <b>Perković</b>	21 Jun 90	8	8	<b>65,77</b>		8
2		LTU	Zinaida <b>Sendriūtė</b>	20 Dec 84	2	7	<b>63,03</b>		7
3		SRB	Dragana <b>Tomašević</b>	4 Jun 82	3	6	<b>59,88</b>		6
4		CYP	Androniki <b>Lada</b>	19 Apr 91	5	5	<b>52,55</b>		5
5		DEN	Katrine <b>Bebe</b>	27 Jan 91	4	4	<b>48,79</b>		4
6		ISR	Annastasia <b>Muchkaev</b>	18 Jul 91	1	3	<b>46,62</b>		3
7		SLO	Veronika <b>Domjan</b>	3 Sep 96	6	2	<b>46,60</b>		2
8		AUT	Djeneba <b>Touré</b>	8 Apr 96	7	1	<b>41,92</b>		1

Rank	Flag	Country	Name	Attempt 1	Attempt 2	Attempt 3	Attempt 4
1		CRO	Sandra Perković	X	64,56	64,08	65,77
2		LTU	Zinaida Sendriūtė	61,51	63,03	X	62,55
3		SRB	Dragana Tomašević	55,04	59,09	58,70	59,88
4		CYP	Androniki Lada	X	X	51,49	52,55
5		DEN	Katrine Bebe	44,12	48,79	46,75	
6		ISR	Annastasia Muchkaev	46,62	X	X	
7		SLO	Veronika Domjan	44,02	46,60	X	
8		AUT	Djeneba Touré	X	41,92	X	

**Rank after 7 Events**
**Corrected-1**

Rank	Flag	Country	Points
1		SLO	39
2		LTU	38
3		CRO	31,5
4		DEN	31
5		CYP	30,5
6		SRB	28
7		AUT	28
8		ISR	26

^
v
^
v
v

**22 June 2013**  
**Start Time: 15:00**

## Results









### Hammer Throw Men









#### Final

**ER:** 86.74 Yuriy SEDYKH URS Stuttgart 30 AUG 1986



**WR:** 86.74 Yuriy SEDYKH URS Stuttgart 30 AUG 1986

**Temperature: 25 °C**  
**Humidity: 70%**

Rank	Flag	Country	Name	DOB	Order (1-3 qual. rounds)	Order (4th round)	Results	Remarks	Score
1		SLO	Primož <b>Kozmus</b>	30 Sep 79	7	8	<b>72,92</b>		8
2		CYP	Konstantinos <b>Stathelakos</b>	30 Dec 87	6	7	<b>68,80</b>	SB	7
3		CRO	Andras <b>Haklits</b>	23 Sep 77	1	6	<b>68,16</b>		6
4		LTU	Tomas <b>Juknevičius</b>	14 Nov 92	3	5	<b>63,87</b>		5
5		DEN	Taj <b>Murmann</b>	89	5	4	<b>58,46</b>		4
6		ISR	Viktor <b>Zaginaiko</b>	14 Sep 84	2	3	<b>57,39</b>		3
7		SRB	Milos <b>Čović</b>	6 Jun 89	4	2	<b>53,65</b>		2
8		AUT	Michael <b>Hofer</b>	11 Jan 71	8	1	<b>52,92</b>		1

Rank	Flag	Country	Name	Attempt 1	Attempt 2	Attempt 3	Attempt 4
1		SLO	Primož Kozmus	x	69,64	72,92	-
2		CYP	Konstantinos Stathelakos	66,17	66,14	68,80	67,63
3		CRO	Andras Haklits	65,11	68,16	-	x
4		LTU	Tomas Juknevičius	61,34	63,87	60,68	60,39
5		DEN	Taj Murmann	x	58,28	58,46	
6		ISR	Viktor Zaginaiko	57,39	56,50	x	
7		SRB	Milos Čović	52,15	53,65	x	
8		AUT	Michael Hofer	x	52,92	x	

#### Rank after 1 Event

Rank	Flag	Country	Points
1		SLO	8
2		CYP	7
3		CRO	6
4		LTU	5
5		DEN	4
6		ISR	3
7		SRB	2
8		AUT	1

**23 June 2013**
**Start Time: 15:00**

## Results









### Hammer Throw Women









#### Final

**ER:** 79.42 Betty HEIDLER GER Halle 21 MAY 2011









**WR:** 79.42 Betty HEIDLER GER Halle 21 MAY 2011

**Temperature: 26 °C**
**Humidity: 42%**

Rank	Flag	Country	Name	DOB	Order (1-3 qual. rounds)	Order (4th round)	Results	Remarks	Score
1		SLO	Barbara Špiler	2 Jan 92	7	8	<b>68,22</b>		8
2		CYP	Paraskevi Theodorou	15 Mar 86	6	7	<b>60,63</b>		7
3		DEN	Meiken Greve	7 Nov 80	5	6	<b>57,44</b>		6
4		SRB	Sara Savatović	5 Jan 93	4	5	<b>55,40</b>		5
5		CRO	Petra Jakeljić	2 May 95	1	4	<b>53,38</b>		4
6		ISR	Yevgeniya Zabolotniy	22 Jul 84	2	3	<b>51,98</b>		3
7		AUT	Julia Siart	3 May 86	8	2	<b>48,94</b>		2
8		LTU	Natalija Gudauskiene	24 Jun 85	3	1	<b>41,18</b>		1

Rank	Flag	Country	Name	Attempt 1	Attempt 2	Attempt 3	Attempt 4
1		SLO	Barbara Špiler	65,69	x	68,22	68,18
2		CYP	Paraskevi Theodorou	60,37	60,63	x	x
3		DEN	Meiken Greve	x	53,99	57,44	56,37
4		SRB	Sara Savatović	55,40	x	x	x
5		CRO	Petra Jakeljić	48,72	x	53,38	
6		ISR	Yevgeniya Zabolotniy	x	50,08	51,98	
7		AUT	Julia Siart	48,22	48,94	48,08	
8		LTU	Natalija Gudauskiene	41,18	38,51	39,95	

**Rank after 22 Events**
**Corrected-1**

Rank	Flag	Country	Points
1		SLO	133
2		LTU	120
3		SRB	107
4		CRO	95,5
5		DEN	89,5
6		AUT	89
7		ISR	83
8		CYP	73

^

v



**23 June 2013**  
**Start Time: 17:05**

## Results









### Javelin Throw Men









#### Final

**ER:** 98.48 Jan ZELEZNÝ CZE Jena 25 MAY 1996









**WR:** 98.48 Jan ZELEZNÝ CZE Jena 25 MAY 1996

**Temperature: 27 °C**  
**Humidity: 34%**

Rank	Flag	Country	Name	DOB	Order (1-3 qual. rounds)	Order (4th round)	Results	Remarks	Score
1		SLO	Matija <b>Kranjc</b>	12 Jun 84	8	7	<b>73,36</b>		8
2		SRB	Vedran <b>Samac</b>	22 Jan 90	5	8	<b>71,80</b>		7
3		CRO	Ante Roko <b>Zemunik</b>	30 Sep 95	2	6	<b>67,35</b>		6
4		LTU	Edis <b>Matusevičius</b>	30 Jun 96	4	5	<b>66,61</b>		5
5		AUT	Matthias <b>Kaserer</b>	28 Apr 84	1	4	<b>65,92</b>		4
6		DEN	Lukas <b>Björkvad</b>	1 Jan 95	6	3	<b>65,83</b>		3
7		ISR	Arad <b>Asael</b>	28 Jun 84	3	2	<b>56,31</b>		2
8		CYP	Constantinos <b>Stavrou</b>	20 May 89	7	1	<b>55,53</b>		1

Rank	Flag	Country	Name	Attempt 1	Attempt 2	Attempt 3	Attempt 4
1		SLO	Matija Kranjc	X	69,75	71,34	73,36
2		SRB	Vedran Samac	69,65	71,80	67,03	69,98
3		CRO	Ante Roko Zemunik	65,18	66,61	67,35	63,98
4		LTU	Edis Matusevičius	64,65	66,14	66,07	66,61
5		AUT	Matthias Kaserer	65,15	63,65	65,92	
6		DEN	Lukas Björkvad	58,79	65,83	62,16	
7		ISR	Arad Asael	55,28	55,03	56,31	
8		CYP	Constantinos Stavrou	54,01	54,86	55,53	

#### Rank after 36 Events

Rank	Flag	Country	Points
1		SLO	199
2		LTU	192
3		SRB	169
4		CRO	160,5
5		DEN	157,5
6		AUT	146
7		CYP	135
8		ISR	135

▲

▼

**22 June 2013**  
**Start Time: 17:05**

## Results

### Javelin Throw Women

#### Final

**ER:** 72.28 Barbora ŠPOTÁKOVÁ CZE Stuttgart 13 SEP 2008

**WR:** 72.28 Barbora ŠPOTÁKOVÁ CZE Stuttgart 13 SEP 2008

**Temperature: 24 °C**  
**Humidity: 60%**

Rank	Flag	Country	Name	DOB	Order (1-3 qual. rounds)	Order (4th round)	Results	Remarks	Score
1		SLO	Martina <b>Ratej</b>	2 Nov 81	8	8	<b>62,60</b>	SB	8
2		SRB	Tatjana <b>Jelača</b>	10 Aug 90	5	7	<b>56,88</b>		7
3		CRO	Sara <b>Kolak</b>	22 Jun 95	2	6	<b>56,32</b>	PB	6
4		AUT	Elisabeth <b>Eberl</b>	25 Mar 88	1	5	<b>53,32</b>	SB	5
5		LTU	Indrė <b>Jakubaitytė</b>	24 Jan 76	4	4	<b>53,16</b>		4
6		DEN	Nina <b>Otto</b>	22 Jun 92	6	3	<b>51,89</b>	PB	3
7		CYP	Alexandra <b>Tsisiou</b>	2 Jul 81	7	2	<b>45,33</b>		2
8		ISR	Dorit <b>Naor</b>	7 Feb 70	3	1	<b>40,09</b>		1

Rank	Flag	Country	Name	Attempt 1	Attempt 2	Attempt 3	Attempt 4
1		SLO	Martina Ratej	62,52	X	59,33	62,60
2		SRB	Tatjana Jelača	56,39	52,97	56,88	X
3		CRO	Sara Kolak	51,75	53,67	54,70	56,32
4		AUT	Elisabeth Eberl	51,97	53,32	52,89	50,34
5		LTU	Indrė Jakubaitytė	X	X	53,16	
6		DEN	Nina Otto	49,11	51,89	44,59	
7		CYP	Alexandra Tsisiou	44,73	X	45,33	
8		ISR	Dorit Naor	40,09	39,14	X	

**Rank after 17 Events**
**Corrected-1**

Rank	Flag	Country	Points
1		SLO	101
2		LTU	94
3		SRB	87
4		CRO	72,5
5		DEN	68,5
6		AUT	64
7		CYP	62
8		ISR	62

**A**
**V**